

Climate Clubs: Overcoming Free-riding in International Climate Policy[†]

By WILLIAM NORDHAUS*

Notwithstanding great progress in scientific and economic understanding of climate change, it has proven difficult to forge international agreements because of free-riding, as seen in the defunct Kyoto Protocol. This study examines the club as a model for international climate policy. Based on economic theory and empirical modeling, it finds that without sanctions against non-participants there are no stable coalitions other than those with minimal abatement. By contrast, a regime with small trade penalties on non-participants, a Climate Club, can induce a large stable coalition with high levels of abatement. (JEL Q54, Q58, K32, K33)

I. Bargaining and Climate Coalitions

A. Free-riding and the Westphalian System

Subject to many deep uncertainties, scientists and economists have developed an extensive understanding of the science, technologies, and policies involved in climate change and reducing emissions. Much analysis of the impact of national policies such as cap-and-trade or carbon taxes, along with regulatory options, has been undertaken.

Notwithstanding this progress, it has up to now proven difficult to induce countries to join in an international agreement with significant reductions in emissions. The fundamental reason is the strong incentives for free-riding in current international climate agreements. *Free-riding* occurs when a party receives the benefits of a public good without contributing to the costs. In the case of the international climate-change policy, countries have an incentive to rely on the emissions reductions of others without taking proportionate domestic abatement. To this is added temporal free-riding when the present generation benefits from enjoying the consumption benefits of high carbon emissions, while future generations pay for those emissions in lower consumption or a degraded environment. The result

* Sterling Professor of Economics, Yale University (e-mail: william.nordhaus@yale.edu). I would like to thank the many scholars whose research has contributed to the analysis underlying this study as well as people who have commented on early drafts and presentations. Paul Sztorc of the Yale Department of Economics contributed to the modeling, particularly of the international trade module. The research has been supported by the US National Science Foundation and the US Department of Energy. The author declares no relevant conflicts of interest.

[†] Presidential Address delivered at the one hundred twenty-seventh meeting of the American Economic Association, January 4, 2015, Boston, MA. Go to <http://dx.doi.org/10.1257/aer.15000001> to visit the article page for additional materials and author disclosure statement.

of free-riding is the failure of the only significant international climate treaty, the Kyoto Protocol, and the difficulties of forging effective follow-up regimes.

While free-riding is pervasive, it is particularly difficult to overcome for global public goods. Global public goods differ from national market failures because no mechanisms—either market or governmental—can deal with them effectively. Arrangements to secure an international climate treaty are hampered by the Westphalian dilemma. The 1648 Treaty of Westphalia established the central principles of modern international law. First, nations are sovereign and have the fundamental right of political self-determination; second, states are legally equal; and third, states are free to manage their internal affairs without the intervention of other states. The current Westphalian system requires that countries consent to joining international agreements, and all agreements are therefore essentially voluntary (Treaty of Vienna 1969, article 34).

B. Clubs as a Mechanism to Overcome Free-riding

Notwithstanding the Westphalian dilemma, nations have overcome many transnational conflicts and spillovers through international agreements. There are over 200,000 UN-registered treaties and actions, which are presumptive attempts to improve the participants' welfare. Countries enter into agreements because joint action can take into account the spillover effects among the participants.

How have countries overcome the tendency toward free-riding associated with the Westphalian system? Consider the many important international agreements in international trade and finance as well as alliances that have reduced the lethality of interstate military conflicts. These have often been accomplished through the mechanism of "clubs." A club is a voluntary group deriving mutual benefits from sharing the costs of producing an activity that has public-good characteristics. The gains from a successful club are sufficiently large that members will pay dues and adhere to club rules in order to gain the benefits of membership.

The theory of clubs is a little-known but important corner of the social sciences. (For an early analysis, see Buchanan 1965, while for a fine survey, see Sandler and Tschirhart 1980.) The major conditions for a successful club include the following: (i) that there is a public-good-type resource that can be shared (whether the benefits from a military alliance or the enjoyment of a golf course); (ii) that the cooperative arrangement, including the dues, is beneficial for each of the members; (iii) that nonmembers can be excluded or penalized at relatively low cost to members; and (iv) that the membership is stable in the sense that no one wants to leave. For the current international-trade system, the advantages are the access to other countries' markets with low trade barriers. For military alliances, the benefits are peace and survival. In all cases, countries must contribute dues—these being low trade barriers for trade or burden sharing in defense treaties. If we look at successful international clubs, we might see the seeds of an effective international system to deal with climate change.

The organization of this paper is as follows. After a sketch of the proposal, I begin with a discussion of the issues of free-riding and previous analyses of potential solutions. I examine potential approaches to internalizing the transnational spillovers and conclude that a Climate Club with penalties for nonmembers is the most fruitful mechanism. The following sections develop a model of coalition formation with climate economics (the Coalition-DICE or C-DICE model) and show the results of

illustrative calculations. The bottom line—that clubs with penalties or sanctions on nonparticipants can support a strong international climate agreement—is summarized at the end of the paper.

C. A Sketch of the Climate Club

The idea of a Climate Club should be viewed as an idealized solution of the free-riding problem that prevents the efficient provision of global public goods. Like free trade or physics in a vacuum, it will never exist in its pure form. Rather, it is a blueprint that can be used to understand the basic forces at work and sketch a system that can overcome free-riding.

Here is a brief description of the proposed Climate Club: the club is an agreement by participating countries to undertake harmonized emissions reductions. The agreement envisioned here centers on an “international target carbon price” that is the focal provision of an international agreement. For example, countries might agree that each country will implement policies that produce a minimum domestic carbon price of \$25 per ton of carbon dioxide (CO₂). Countries could meet the international target price requirement using whatever mechanism they choose—carbon tax, cap-and-trade, or a hybrid.

A key part of the club mechanism (and the major difference from all current proposals) is that nonparticipants are penalized. The penalty analyzed here is uniform percentage tariffs on the imports of nonparticipants into the club region. Calculations suggest that a relatively low tariff rate will induce high participation as long as the international target carbon price is up to \$50 per ton.

An important aspect of the club is that it creates a strategic situation in which countries acting in their self-interest will choose to enter the club and undertake high levels of emissions reductions because of the structure of the incentives. The balance of this study examines the club structure more carefully and provides an empirical model to calculate its effectiveness.

II. Background on International Agreements on Climate Change

A. Basic Free-riding Equilibrium

There is a large literature on the strategic aspects of international environmental agreements, including those focused on climate change. One important strand is the analytical work on global public goods. The clear message is that without special features the outcome will be a prisoners’ dilemma or tragedy of the commons in which there is too little abatement. This point is illustrated with a simple model that will form the backbone of the empirical model below.

I begin by analyzing the costs and benefits of national climate policies in a noncooperative (NC) framework (Nash 1950). In the NC framework, countries act individually and are neither rewarded nor penalized by other countries for their policies. The analysis assumes that countries maximize their national economic welfare and ignores partisan, ideological, myopic, and other nonoptimizing behaviors. While history is full of wooden-headed actions of countries and their leaders, as well as policies that are farsighted and attend to global welfare, attempting to incorporate these features is beyond the scope of this study of climate regimes.

B. Noncooperative Equilibrium in a One-shot Decision

Begin by assuming that countries choose their policies once and for all in a single decision. I take a highly stylized structure, but the most complex models extant have virtually identical results.

For this example, I assume that the emissions-intensities (σ) and the damage-output ratios are identical for all countries and that countries only differ in their sizes. In what follows, W = total economic welfare, A = abatement cost, D = damages, Q = output, E = actual emissions, \bar{E} = uncontrolled emissions, and μ = emissions control rate [= $(\bar{E} - E)/\bar{E}$]. A key variable is the social cost of carbon (SCC), which is the marginal damage from a unit of emissions. The global SCC is denoted by γ , while θ is the country share of world output and other variables. This first analysis excludes trade.

The basic identity for country i is that welfare equals output minus abatement cost minus damages. Abatement costs are assumed to be quadratic in the emissions reduction rate, $A_i = \alpha\mu_i^2 Q_i = \alpha\mu_i^2 \theta_i Q_w$, where α is the identical abatement-cost parameter and Q_w is world output. Damages are proportional to global emissions. All these imply for region i :

$$(1) \quad W_i = Q_i - A_i - D_i = \theta_i Q_w - \alpha\mu_i^2 \theta_i Q_w - \gamma\theta_i(E_i + \sum_{j \neq i} E_j).$$

The potential for free riding occurs because most of the damages originate outside the country. This is captured in the last term of equation (1), which in practice means that for all countries the preponderance of damages originate outside, while the preponderance of damages caused by a country's emissions falls on other countries.

Maximizing each country's welfare in a one-shot game, assuming no cooperation or strategic interactions, yields (as shown in the online Appendix) the noncooperative emissions-control rate and domestic carbon price (τ_i^{NC}):

$$(2) \quad \mu_i^{NC} = \theta_i[\gamma\sigma/2\alpha]$$

$$(3) \quad \tau_i^{NC} = \theta_i\gamma.$$

The most intuitive result shown in (3) is that a country's noncooperative carbon price is equal to the country share of output times the global social cost of carbon. A less intuitive result in (2) is that a country's noncooperative control rate (μ_i^{NC}) is proportional to the country share of world output, to the global SCC, to the emissions-output ratio, and inverse to the abatement-cost parameter. Equation (3) survives alternative specifications of the abatement-cost function, while (2) is sensitive to parameters such as the exponent in the cost function.

Under the simplified assumptions, calculate the global average NC control rate and carbon price as functions of the cooperative levels ($\bar{\mu}^C$ and $\bar{\tau}^C$):

$$(4) \quad \bar{\mu}^{NC} = \sum_i \theta_i \mu_i = \sum_i \theta_i^2 [\gamma\sigma/2\alpha] = (\gamma\sigma/2\alpha)H(\theta) = \bar{\mu}^C H(\theta)$$

$$(5) \quad \bar{\tau}^{NC} = \sum_i \theta_i \tau_i = \sum_i \gamma\theta_i^2 = \gamma H(\theta) = \bar{\tau}^C H(\theta).$$

In these equations, $H(\theta) = \sum_i \theta_i^2$ is the Herfindahl index of country size.

Equations (4) and (5) show the basic free-riding equilibrium for a global public good with the simplified structure. The globally averaged noncooperative carbon price and control rate are equal to the Herfindahl index times the cooperative values. For example, if there are ten equally sized countries, the Herfindahl index is 10 percent, and the global carbon tax and emissions-control rates are 10 percent of the efficient levels.

The Herfindahl index for country gross domestic products (GDPs) is about 12 percent, indicating that (when emissions-intensities and damage ratios are equal for each country) the noncooperative control rate and carbon price are about 12 percent of the cooperative values. This figure is close to calculations that have been made in more complete models (see Nordhaus and Yang 1996; Nordhaus 2010; Bosetti et al. 2012). For example in the multiperiod RICE-2010 model with 12 regions, the noncooperative price is estimated to be 11 percent of the efficient price (Nordhaus 2010, supplemental materials).

C. Outcomes with Repeated Decisions

A more complete treatment of country interactions in climate-change policy views interactions in a dynamic framework with decisions over time. The standard analysis uses the framework of a repeated prisoners' dilemma (RPD) game. For simplicity, assume that the structure above is repeated every few years with identical parameters. One equilibrium of a RPD is just the iterated inefficient one-shot equilibrium with minimal abatement as described above. However, because players can reward and punish other players for good and bad behavior, RPD games generally have multiple equilibria; these might include more efficient outcomes if country discount rates are low (these being the generalized results of various folk theorems). The efficient RPD equilibrium with large numbers of countries will be hampered by free-riding and inability to construct renegotiation-proof strategies in situations with large number of agents.

The strategic significance of the analysis of NC behavior is threefold. First, the overall level of abatement in the noncooperative equilibrium will be much lower than in the efficient (cooperative) strategy. A second and less evident point is that countries will have strong incentives to free-ride by not participating in strong climate-change agreements. Finally, the difficulty of escaping from a low-level, noncooperative equilibrium is amplified by the intertemporal trade-off because the current generation pays for the abatement while future generations are the beneficiaries of lower damages. But to a first approximation, the noncooperative analysis in this section describes international climate policy as of 2015.

III. Climate Coalitions and International Environmental Treaties

A. Key Definitions on Sanctions and Coalitions

Might coalitions of countries form cooperative arrangements or treaties that improve on noncooperative arrangements? Questions involving the formation, value, and stability of coalitions have a long history in game theory, oligopoly theory, as well as in environmental economics. In this section, I analyze coalitions

without external penalties, that is, ones that have self-contained payoffs and cannot be enforced by third parties or be linked to other arrangements.

Begin with some definitions. The formal difference between “external” and “internal” penalties is the following. If countries are playing a repeated game, then *internal penalties* maintain the payoff structure of the game, but countries can penalize or reward others by selecting different combinations of strategies. Tit-for-tat is a game with internal penalties because it has a reward structure given by the payoffs of the stage games. In the end, however, the rewards must be some combination of the payoffs of the original game. By contrast, *external penalties* change the payoff structure of the game. A standard external penalty comes when a player imposes a sanction that derives from a trading relationship that is unconnected to the payoffs of the original game. For example, in a treaty to preserve whales, a player might punish an uncooperative party by imposing a duty on the imports of related products. The tariffs are unrelated to the public-goods nature of the decline of the whale population and are therefore external.

Before turning to the analysis of coalitions, it will be useful to distinguish between “bottom-up” and “top-down” coalitions. The standard approach in environmental economics, reviewed in the next section, focuses on a bottom-up approach in which coalitions optimize their own self-interest and evolve into larger or smaller coalitions. Regional trade agreements are examples of this approach.

The Climate Club approach is instead a top-down approach. Here, the regime is optimized to attract large numbers of participants and attain high levels of abatement, and then countries decide whether or not to join. The Bretton Woods institutions such as the International Monetary Fund or the World Trade Organization are examples of the top-down model.

B. *Bottom-up Coalitions and the Small Coalition Paradox*

In the context of climate change, coalitions of countries can form treaties that potentially improve the welfare of their members by taking concerted action. If several countries maximize their joint welfare, the optimized level of abatement will rise relative to the noncooperative equilibrium because more countries will benefit. In the algebraic example described above, the coalition’s optimal control rate shown in equation (2) will equal the global optimum times the coalition’s share of world output. As the coalition increases to include all countries, the global level of abatement will tend toward the efficient rate. This result might form the basis for hopes that arrangements like the Kyoto Protocol will lead to deep emissions reductions.

In fact, theoretical and empirical studies indicate that bottom-up coalitions for cartels and global public goods tend to be small, fragile, and unstable. Work on coalition stability by Hart and Kurz (1983) found that coalitions are generally not stable, and their structure will depend upon the structure of the payoffs and the stability concept. Studies of the structure of cartels in oligopoly theory (see, e.g., D’Aspremont et al. 1983 and Donsimoni, Economides, and Polemarchakis 1986) found that cartels are likely to be small, unstable, or of vanishingly small importance as the number of firms grows.

Studies in environmental economics and climate change find virtually universally that coalitions tend to be either small or shallow, a result I will call the “small coalition paradox.” The paradigm for understanding the small coalition paradox is well discussed in Barrett’s (2003) book on international environmental agreements.

His analysis emphasizes credible or “self-enforcing” treaties (Barrett 1994). These are ones that combine individual rationality (for each player individually) and collective rationality (for all players together). This concept is weaker than the concept of coalition stability discussed later, which adds rationality for each subset of the players. Barrett emphasizes the difficulties of reaching agreements on global public goods with large numbers of participants because of free-riding. Similar to the results for cartels, Barrett and others find that stable climate coalitions tend to have few members; therefore, as the number of countries rises, the fraction of global emissions covered by the agreement declines. He further argues, based on a comprehensive review of existing treaties, that there are very few treaties for global public goods that succeed in inducing countries to increase their investments significantly above the noncooperative levels. Moreover, the ones that do succeed include external penalties.

How can we understand the small coalition paradox? Here is the intuition for climate change: clearly, two countries can improve their welfare by combining and raising their carbon price to the level that equals the sum of their SCCs. Either country is worse off by dropping out. The 2014 agreement between China and the United States to join forces in climate policy might be interpreted as an example of a small bottom-up coalition.

Does it follow that, by increasing the number of countries in the treaty, this process would accumulate into a grand coalition of all countries with efficient abatement? That conclusion is generally wrong. The problem arises because, as more countries join, the cooperative carbon price becomes ever higher, and ever further from the NC price. The discrepancy gives incentives for individual countries to defect. When a country defects from an agreement with m countries, the remainder coalition (of $m - 1$ countries) would reoptimize its levels of abatement. The revised levels of abatement would still be well above the NC levels for the remainder coalition, while the defector free-rides on the abatement of the remainder coalition. The exact size of the coalitions would depend upon the cost and damage structure as well as the number of countries.

The online Appendix provides a simple analysis of the bottom-up coalition equilibrium for identical countries with the cost and damage structure shown in equations (1)–(5). The only stable coalitions have two or three countries. (For simplicity, assume the lower number holds in the case of ties.) The size of the stable coalition is independent of the number of countries, the social cost of carbon, output, emissions, and the emissions intensity. If there are ten identical countries, there will be five coalitions of two countries each. The global average carbon price is twice that of the NC equilibrium. This result is clear because each country-pair has a joint SCC that is the sum of the two countries’ SCCs. The globally averaged carbon price will be one-fifth of the efficient level. With countries of different sizes but equal intensities, countries will group together in stable coalitions of size two, with the countries of similar sizes grouped together in pairs (i.e., largest with second-largest, and so on).

The key result is that bottom-up coalitions perform only slightly better than the noncooperative equilibrium.

C. Modeling Results for Bottom-up Coalitions

The coalition theories described above generally use highly stylized structures and assumptions, so it is useful to examine empirical models of climate-policy

coalitions with more realistic assumptions. Several empirical studies have examined the structure of coalitions or international agreements using a variety of alternative cooperative structures and coalition assumptions. A brief description of key studies is contained in the online Appendix.

The central results of existing studies reproduce the finding of the small coalition paradox. Without penalties on nonparticipants, stable coalitions tend to be small and have emissions reductions that are close to the noncooperative level. In addition, many studies find that coalitions tend to be unstable, particularly if transfers among regions are included.

IV. Sanctions on Nonparticipants to Promote an Effective Climate Club

As noted above, the syndrome of free-riding along with the international norm of voluntary participation appears to doom international climate agreements like the Kyoto Protocol. The suggestion in this paper is that a club structure—where external sanctions are imposed on nonmembers—will be necessary to induce effective agreements. I analyze in depth a specific model of sanctions (tariffs on nonparticipants), but the model illustrates the more general point that external sanctions are necessary to promote participation in effective agreements to provide global public goods.

A. Stable Coalitions

While it is easy to design potential international climate agreements, the reality is that it is difficult to construct ones that are effective and stable. Effective means abatement approaching the global optimum. The concept of stability used here is denoted as a *coalition Nash equilibrium*. Under this definition, a coalition is stable if no group (sub-coalition) among the countries can improve its welfare by changing its status. That is, it combines individual rationality (for each player individually), collective rationality (for all players together), and coalition rationality (for each subset of the players). This is a natural extension of a Nash equilibrium, which applies to single countries. The concept is widely used in different fields and was originally called strong equilibrium in Aumann (1959); also see Bernheim, Peleg, and Whinston (1987). The term coalition Nash is more intuitive and is used here.

The small coalition paradox motivates the current approach. The goal here is to find a structure that is stable and effective for a wide variety of country preferences, technologies, and strategies. The most appealing structure is one that does not depend on sophisticated and fragile repeated-game strategies and instead has an efficient equilibrium for every period (in the stage games) in a repeated game. I therefore focus on one-shot games that have efficient and unique equilibria. If these are then turned into a repeated game, each of the one-shot games will be a sub-game-perfect coalition Nash equilibrium, and the repeated game will have an efficient coalition-Nash equilibrium.

B. Transfers Undermine Coalition Stability

The present study assumes that there is no sharing of the gains from cooperation among members of the coalition. In some cases, particularly those with asymmetric

regions, allowing transfers may allow a more efficient treaty (see Barrett 2003, ch. 13). However, allowing transfers also increases the dimensionality of the strategy space and may increase the potential for coalition instability.

Before discussing the strategic issues, a practical exception must be made for poor countries. We can hardly expect low-income countries struggling to provide clean water or engaged in civil conflict to make the same commitment as rich countries. So there might be a threshold for participation in terms of per capita income. But once countries graduate into the middle-income group, they would assume the obligations of club membership.

What happens if surplus-sharing is included as part of country strategies? If there are no sharing constraints, then coalition instability is inevitable in what might be called the stab-in-the-back syndrome. This can be seen in the case of three regions. Suppose that a cooperative agreement of the three regions has a surplus of 300 units, and agreements require a majority of countries. A first agreement might divide the surplus equally among the three regions as proposal $A = (100, 100, 100)$. However, a coalition of the first two countries could propose another allocation as proposal $B = (110, 110, 80)$, which would lead the first two countries to defect from proposal A to B . A little reflection will show that there is no stable coalition if the surplus can be divided arbitrarily. (For examples of how different sharing and voting rules lead to instability, see Meyerson 1991, ch. 9.)

One difficulty with the use of differentiated emissions targets in the Kyoto Protocol was its stab-in-the-back instability. The initial allocation of permits across countries is a zero-sum distribution. It can generate the same instability as the example of the negotiation over the division of the surplus. One of the attractive features of a regime that focuses on carbon prices is that it can operate as a single-dimensional choice and thereby avoid stab-in-the-back instability.¹ A study of climate regimes by Weikard, Finus, and Altamirano-Cabrera (2006) confirms the potential for instability in climate agreements with transfers (see the online Appendix).

C. Introducing Sanctions on Nonparticipants

Both theory and history suggest that some form of sanctions on nonparticipants is required to induce countries to participate in agreements with high levels of abatement. It will be useful to define “sanctions” or “penalties” carefully. In their landmark study of sanctions, Hufbauer, Schott, and Elliot (1990) define sanctions as governmental withdrawal, or threat of withdrawal, of customary trade or financial relationships. A key aspect of the sanctions analyzed here is that they benefit senders and harm receivers. This pattern contrasts with most cases analyzed by Hufbauer, Schott, and Elliot, whose studies show that sanctions usually impose costs on senders as well as receivers and thereby raise issues of incentive-compatibility.

The major potential instrument is sanctions on international trade. Whether and how to use international trade in connection with a climate treaty involves many issues—economic, environmental, legal, and diplomatic. I will emphasize the

¹This point has been emphasized in Weitzman (2014), who shows that a single carbon price provides a more robust negotiating device than a cap-and-trade regime with country-differentiated permit allocations. The point is made less formally in Nordhaus (2013, ch. 21).

economic and strategic aspects and leave other aspects to specialists in those areas (see Bordoff 2009 and Brainard and Sorkin 2009).

Two approaches to trade sanctions might be considered. A first approach, called carbon duties, would put tariffs on imports of nonparticipants in relation to the carbon content of imports. A second approach, called uniform penalty tariffs, would apply uniform percentage tariffs to all imports from nonparticipating countries. I discuss each of these in turn.

The central question addressed in this analysis is whether a club design which incorporates penalty tariffs on nonparticipants can produce a stable equilibrium or coalition that significantly improves on the noncooperative equilibrium.

D. *Carbon Duties*

A first approach called carbon duties—commonly proposed among scholars who have advocated penalties—would put tariffs on goods imported from nonparticipants in relation to the goods' carbon content. (These are also known as countervailing duties, but I will use the more descriptive term here.) Under this approach, imports from nonparticipants into a country would be taxed at the border by an amount that would be equal to the domestic price of carbon (or perhaps by an agreed-upon international target carbon price) times the carbon content of the import. Alternatively, under a cap-and-trade regime, the requirement might be that importers purchase emissions allowances to cover the carbon content of imports.

The technique of carbon duties is commonly used when countries violate their trade agreements, and is also included in several international environmental agreements (see Barrett 2003 for an extensive history). The purposes of carbon duties are to reduce leakage, to level the competitive playing field, and to reduce emissions. Increased participation—which is emphasized here—is usually not included as a goal of the sanctions. See Frankel (2009) for a review of proposals and their relation to trade law.

Studies of carbon duties indicate they are complicated to design, have limited coverage, and do little to induce participation. As an example, consider CO₂ emissions from US coal-fired electricity generation, which is a major source of emissions. Since the United States exports less than 1 percent of its electricity generation, the effect of carbon duties here would be negligible. Modeling studies confirm the intuition about the limited effect of the carbon-duties mechanism. For example, McKibbin and Wilcoxon (2009) study the effects of carbon duties for the United States and the European Union. They find that the proposal would be complex to implement and would have little effect on emissions. Estimates of this approach using the C-DICE model described below also indicate that carbon duties have limited effectiveness in promoting deep abatement (see the online Appendix for more details).

E. *Uniform Tariff Mechanisms*

Given the complexity of carbon duties, I propose and analyze an alternative and simpler approach: a uniform percentage tariff. Under this approach, participating countries would levy a uniform percentage tariff (perhaps 2 percent) on all imports from nonparticipants. This mechanism has the advantage of simplicity and transparency, although it does not relate the tariff specifically to the carbon content of imports.

While the uniform tariff appears to be less targeted than carbon duties, it has a different purpose. It is primarily designed to increase participation, not to reduce leakage or improve competitiveness. The rationale is that nonparticipants are damaging other countries because of their total emissions of greenhouse gases, not only from those embodied in traded goods.

One objection to this approach is that a tariff on all imports is a major departure from the approaches authorized under national and international law. It would appear to collide with current treaties by imposing tariffs on processes and production methods (PPMs), or on how goods are domestically produced, but that is of course the purpose of the penalty tariffs. It also departs from the principle of proportionality in having a binary “in or out” nature of the sanctions. However, the binary feature is central to having countries focus on two possible policies, and including proportionate tariffs would lead to a different set of equilibria. While there may be ambiguities as to whether some esoteric exceptions can be used to justify the system of uniform, nonproportionate tariffs, trying to shoe-horn the proposed uniform-tariff mechanism into current law seems ill advised because it would raise questions of legitimacy and durability.

For these reasons, an important aspect of the proposal will be a set of “climate amendments” to international-trade law, both internationally and domestically. The climate amendments would explicitly allow uniform tariffs on nonparticipants within the confines of a climate treaty; it would also prohibit retaliation against countries who invoke the mechanism. Requiring such amendments would emphasize that climate change is an especially grave threat, and that this approach should not be used for every worthy initiative.

F. Tariffs as Internalization Devices

We can interpret penalty tariffs as devices to internalize transnational externalities. Nations incur but a small fraction of the damages from climate change domestically—less than 10 percent of global costs on average. Just as taxes or regulations are needed to correct externalities within nations, some analogous mechanism is needed for global public goods.

Tariffs on the trade of nonparticipants are a reasonable and realistic tool for internalizing the transnational externality. How well-targeted are penalty tariffs? Using the C-DICE model (which is described in the next section), I have examined the external effects of emissions of each region along with the impacts of the penalty tariff, and the results are shown in Figure 1.

Here are the calculations. I began with a \$25 per ton CO₂ global social cost of carbon. I then calculate each region’s external SCC. This equals the global SCC minus the national SCC. In all cases, the external SCC is close to the global SCC. For example, when the global SCC is \$25 per ton, the estimated US external SCC is \$21 per ton. Multiplying the region’s external SCC by the difference between the cooperative and noncooperative emissions provides the externality, shown as the left bar in Figure 1. In this example, when the United States decides not to participate, it increases its annual emissions by about 800 million tons, and this produces \$16 billion of additional external damages.

I then calculate the cost from the penalty tariff that a country incurs by not participating in the Climate Club. The calculation labeled “Cost of out” shows the cost

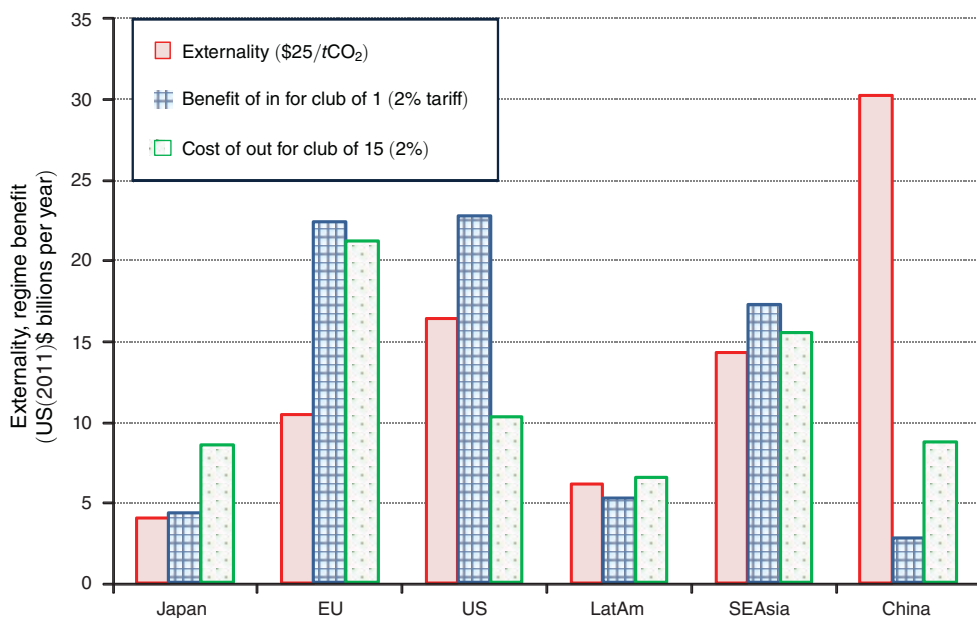


FIGURE 1. COMPARISON OF THE TRANSNATIONAL EXTERNALITY AND THE IMPACTS OF PENALTY TARIFFS BY REGION

Notes: The left-hand externality bar shows the transnational spillover for each region for a \$25 per ton global social cost of carbon. The middle benefit bar shows the benefit of participating in a Climate Club with a penalty tariff of 2 percent for clubs of 1 (that is, the region is the only participant). The right-hand cost bar shows the cost of not participating in a Climate Club with a penalty tariff of 2 percent for clubs of 14 (that is, the region is the only nonparticipant).

of leaving the club when all other countries are in. For example, the United States has a welfare loss of \$10 billion when it does not participate and the penalty tariff is 2 percent. (All figures are per year at 2011 incomes and prices.) This cost is below the external damages of \$16 billion. Additionally, the figure shows the “Benefit of in,” which is the benefit of forming a club of 1, when the country is the only member of the club. For the United States, the benefit of in is \$23 billion.

For all regions, the sum of the transnational externalities is \$124 billion. The sum of the costs of out (clubs of 14) of all 15 regions is \$102 billion, while the sum of benefits of in (clubs of 1) is \$98 billion. Online Appendix Table B-7 shows the results for all regions.

The calculations provide a surprising result. They indicate that a penalty tariff provides incentives that are reasonably well targeted to the transnational externalities. The penalty always has the correct sign, and the size of the penalty is the right order of magnitude with a 2 percent tariff. However, because of different trade and emissions patterns, the externality and the trade penalty are imperfectly aligned. Note that the tariff effect changes with club size, so the internalization effect is variable. But on the whole, an appropriate tariff appears to be remarkably well-calibrated to the CO₂ externality.

G. Tariffs as Sanctions for Global Public Goods

Two simple but critical points concern the role of tariffs as sanctions. To begin with, they play the role of *external* penalties. This can be most easily seen in repeated

prisoners' dilemma (RPD) games. In RPD games with a large number of agents, it is difficult to design an incentive-compatible internal sanction against defectors because the punishments punish the punishers. Like a doomsday device, they are unattractive, particularly when applied against players who make small contributions to the public good. Part of the problem is that the penalties are internal to the game and cannot be linked to some larger set of payoffs. The power of tariffs is that they are external to the RPD game (i.e., they are part of a different game). Because participation in the trade system has such large benefits to countries, these benefits can be used to induce participation in the climate game.

A second critical feature of tariff-sanctions is that they are incentive-compatible. Many sanctions have the disadvantage that they penalize the penalizer. For example, if Europe puts sanctions on Russian energy companies, this is likely to raise energy prices in Europe, hurt European consumers, and therefore have costs on Europe as well as Russia. Similarly, other sanctions such as a "grim strategy" (which dissolves the agreement completely if one country violates it) or analogous punishments in n -person RPD games can only support a cooperative equilibrium for a few countries (as is discussed in the section on the small coalition paradox). By contrast, the tariff-sanction mechanism analyzed here (i) imposes costs on the nonparticipating country but (ii) benefits participants that levy the penalty tariffs. Moreover, because tariffs apply bilaterally, they can support an efficient equilibrium for global public goods for a large number of countries as long as the optimal-tariff effect operates. Figure 1 shows numerically how the tariff-sanction imposes costs and conveys benefits in a manner that aligns sanctions with external effects.

H. *Prices or Quantities?*

The Climate Club discussed here focuses on carbon prices rather than emissions reductions as the central organizing principle for an international agreement. While at an abstract level either approach can be used, a review of both theory and history suggests that use of prices is a more promising approach.

Quantitative targets in the form of tradable emissions limits have failed in the case of the Kyoto Protocol, have shown excessive price volatility, lose precious governmental revenues, and have not lived up to their promise of equalizing prices in different regions. Moreover, as emphasized by Weitzman (2014), prices serve as a simpler instrument for international negotiations because they have a single dimension, whereas emissions reductions have the dimensionality of the number of regions. To the extent that carbon-price targets lead to carbon taxes, the administrative aspects of taxes are better understood around the world than marketable emissions allowances, and they are less prone to corruption. This discussion is clearly just a sketch, but it provides some of the reasons for preferring price over quantity targets as part of an international climate regime. (For an extended discussion of the relative merits of prices and quantities, see Nordhaus 2013.)

I. *How to Get Started?*

An important question is, how would a top-down Climate Club get started? Who would define the regime? Would it begin with a grand Bretton-Woods-type

conference? Or would it evolve from a small number of countries who see the logic, define a regime, and then invite other countries to join?

There are no clear answers to these questions. International organizations evolve in unpredictable ways. Sometimes, it takes repeated failures before a successful model is developed. The histories of the gold and dollar standards, cholera conventions, the WTO, the European Union, and the Internet all emphasize the unpredictability in the development of international regimes (for some histories, see Cooper et al. 1989). The destination of a Climate Club is clear, but there are many roads that will get there.

V. Modeling Coalition Formation: The Coalition-DICE (C-DICE) Model

A. Description of the Model and Sources

Economic analysis can describe the basic structure of a Climate Club. However detailed empirical modeling is necessary to determine the effectiveness of different regimes in the context of actual emissions, damages, climate change, and trade structures. For this purpose, I next describe a climate-economic model that examines coalition formation: the C-DICE model (Coalition DICE, or Coalition Dynamic Integrated model of Climate and the Economy). It is a static version of the multiregional DICE-RICE model (Nordhaus 2010). While the framework is similar to standard economic integrated assessment models (IAMs), the purpose is different. The C-DICE model is designed to determine whether or not countries join a coalition of high-abatement countries, and to find stable coalitions, rather than to look for an optimal choice of climate policies or map out emissions trajectories.

The current version has 15 regions, including the largest countries and aggregates of the balance of the countries. The regions are the US, EU, China, India, Russian Federation, Japan, Canada, South Africa, Brazil, Mideast and North Africa, Eurasia, Latin America, tropical Africa, middle-income Asia, and the ROW (rest of the world). The model includes exogenous output, baseline CO₂ emissions, and a baseline trade matrix for the 15 regions. Countries produce a single composite commodity, and CO₂ emissions are a negative externality of production. Regions can reduce emissions by undertaking costly abatement.

The marginal damages of emissions (social cost of carbon (SCC)) are assumed to be constant. This is reasonably accurate for small time periods because emissions are a flow, damages are a function of the stock, and the flow-stock ratio is small. The fact that the SCC is little affected by abatement levels is shown in Nordhaus (2014, Table 1), where there is virtually no difference in the SCC between the optimal and baseline policies.

The damage estimates are drawn from a recent comparison of the social cost of carbon (Nordhaus 2014). That study found a central estimate for the global SCC of \$24 per ton CO₂ in 2011 US\$ for 2020 emissions. However, estimates from other studies range from \$10 to as high as \$100 per ton CO₂ for alternative goals and discount rates. I therefore use a range of \$12.5–\$100 per ton CO₂ for the global SCC.

Estimates of national SCCs have proven difficult to determine because of sparse evidence outside high-income regions. Online Appendix Table B-1 shows the substantial differences in national SCCs in three integrated assessment models, the RICE, FUND, and PAGE models. Note that the conceptual basis of the national SCCs used

here is the calculations made by nations—using their national values, analyses, and discount rates. Country estimates may differ from those of modelers using uniform methods and low discount rates. For the central estimates, it is assumed that national SCCs are proportional to national GDPs. This assumption is primarily for simplicity and transparency but also because the national estimates are so poorly determined. However, sensitivity analyses discussed below and in the online Appendix indicate that alternative estimates lead to identical results on participation.

The abatement costs combine global estimates from the DICE-2013R model with detailed regional estimates from an engineering model by McKinsey Company (2009). Abatement costs are largely determined by the carbon-intensity of a region, which are relatively reliable data. Aside from carbon-intensity, the differences among regions are largely technological and sectoral as analyzed by McKinsey's study.

One major new feature is to include the effects of international trade and tariffs on the economic welfare of each region. For both computational and empirical reasons, the model employs a reduced-form tariff-impact function. This function represents the impact of changes in the average tariff rate of each country on each other country. As an example, the model estimates that if the United States imposes a uniform additional tariff of 1 percent on Chinese imports, US net national income rises by 0.100 percent and China's net national income falls by 0.018 percent.

Estimates from the optimal-tariff literature indicate that countries have net benefits if they impose small uniform tariffs on other countries. Similarly, all countries suffer economic losses if they are the targets of uniform tariffs levied by other countries. I assume that the tariff function is quadratic with a maximum at the optimal tariff rates. The numerical parameters of the reduced-form tariff-impact function are derived from a model developed and provided by Ralph Ossa (2014). Details are provided in the online Appendix.

Macroeconomic and emissions data are taken from standard sources. GDP and population are from the World Bank. CO₂ emissions are from the Carbon Dioxide Information Action Center (CDIAC 2014). Note that I include all industrial CO₂ emissions but exclude land-use emissions as well as non-CO₂ greenhouse gas emissions or other sources of climate change. The interregional trade data are based on data from the United Nations Conference on Trade and Development (UNCTAD 2014).

The model considers only one period, centered on 2011. It can be interpreted as a game with a single long period or as a repeated game with a constant payoff structure. As discussed above, the purpose is to find an efficient solution to the stage game that will also be an equilibrium of the repeated game.

Countries are assumed to maximize their perceived national self-interests, and the welfare of the rest of the world is not counted in their interests. Their estimates may turn out to be right or wrong, but they are the basis of treaty negotiations. To avoid stab-in-the-back instability, I assume that there are no side payments among countries. Treaties are assumed to be stable in the sense of being coalition Nash equilibria, which means that they are stable as compared to all alternative sub-coalitions.

B. Gains and Losses from Participation

The noncooperative (NC) equilibrium is the starting point in international relations. Consider the decision of a single country whether to participate in a Climate

Club. Participation requires countries to have a domestic carbon price at least as high as the minimum international target carbon price. The choice of climate policies is simple. A nonparticipant will choose the low NC carbon price because that maximizes national welfare for nonparticipants. Similarly, a participant will choose the higher international target carbon price to meet its obligations because that maximizes its economic welfare conditional on participation.

In considering whether or not to participate in the high-abatement cooperative regime, countries face two sets of costs. The first cost is the additional abatement cost (net of reduced damages) of participation. The additional abatement costs are greater than the reduced damages. This fact shows immediately why countries will not voluntarily depart from the NC equilibrium without some further inducements to participate.

The second impact of the decision on participation is due to trade impacts. The present study analyzes a uniform tariff on all goods and services imposed by participants on the imports from nonparticipants into the Climate Club. Figure 2 shows the basic structure of the tariff arrangements. As shown in the two cells on the left, the Club treaty authorizes penalty tariffs on nonparticipants into the Club region, with no penalty tariffs on intra-Club trade. The two cells on the right indicate that there are no tariffs, which assumes no reaction or retaliation of non-Club members to the Club.

VI. Algorithmic Issues

Finding the equilibrium coalition, as well as determining stability and uniqueness, is computationally demanding. Consider a global Climate Club with n regions. The payoffs are functions of the parameters of the game, including output, emissions, damages, the trade technology, and the tariff penalty function. In addition, the payoffs depend up the participation of each of the other players.

In the most general version, discussed above in the section on bottom-up coalitions, there may be multiple coalitions (i.e., regional groupings). This outcome is seen in trade associations and military alliances formed on the basis of costs, location, and ideologies. In the case of multiple coalitions, there will be on the order of $n!$ possible coalitions. For our study, with 15 regions and multiple regimes, that would consist of about 10^{12} coalitions and would be computationally infeasible.

However, in the case of global climate change, it is more natural to consider a situation where countries decide whether to join a single global climate treaty. Assuming a single coalition has the computational advantage that it limits the number of potential coalitions to 2^n (or 32,768) coalitions, which can easily be calculated.

The problem is combinatorial in nature, and its solution is thought to be in the class of NP-hard problems (Wooldridge and Dunne 2004). There appears to be no efficient algorithm for calculating stable coalitions (Rahwan 2007). In principle, we would need to take each of the 2^n coalitions and determine whether they are stable against all the other $2^n - 1$ coalitions, which requires about $2^{2n} \approx 10^9$ comparisons. While this is computationally feasible, it is unnecessarily burdensome, particularly for model construction and comparison of regimes.

I therefore settled on an evolutionary algorithm to find stable coalitions. This is similar to a genetic algorithm except that it considers mutations of all elements rather than just local searches. This proceeds in the following steps: (i) Start with an initial

		Importing countries	
		Participants	Nonparticipants
Exporting countries	Participants	No penalty	No penalty
	Nonparticipants	Penalty	No penalty

FIGURE 2. PENALTY STRUCTURE IN THE CLIMATE CLUB

Notes: The matrix shows the structure of penalties in the Climate Club. For example, the lower left cell indicates that when exporting countries are nonparticipants and importing countries are participants, the trade of exporters is penalized. In all other cases, there are no penalties.

coalition and calculate the outcomes and net benefits. Denote these the initial “base coalition” and “base outcomes.” (ii) Randomly generate a “change coalition” of a set of m regions from the n regions. Assume that each of the m regions changes its participation from out to in or from in to out. (iii) Construct a new test pattern of participations, substituting the new participation status of the change coalition for its participation in the base coalition. (iv) Calculate the test net benefits of the new test participation for each region. (v) If the test net benefits are Pareto improving for the change coalition, substitute the test participation pattern and other outcomes for the prior base outcomes to get new base participation and outcomes. Note that while the results of the test coalition will be Pareto improving for the change coalition in the new outcomes, it may not improve the welfare for the balance of regions. (vi) Go back and restart from (ii) to generate a new random change coalition and then go through steps (iii)–(v). (vii) The procedure stops either when (a) the process cycles (a coalition structure repeats), or (b) no other coalition is able to overturn the existing base coalition.

Note that the termination in (vii b) cannot be determined with certainty because of the probabilistic nature of the algorithm. However, because the change coalition is randomly selected, in the worst case the likelihood of there being an overturning coalition that has not been found is no more than $(1 - 2^{-n})^m$ after m iterations. Experiments indicate that stable coalitions are usually found within 100 iterations. I examined up to 50,000 iterations and random starting coalitions to test stability. While this algorithm might potentially be improved with bounding refinements, the flexibility of the evolutionary algorithm for finding stable coalitions suggests it is adequate. Further details are provided in the online Appendix.

VII. Results

A. A First Example

Before diving into the results, it will be useful to present a numerical example. Assume that the international target carbon price is \$25 per ton; that the penalty tariff rate is 4 percent; that all high-income countries participate; and that the United States is considering whether to participate. The numbers are shown in Table 1.

TABLE 1—EFFECTS OF PARTICIPATION IN NUMERICAL EXAMPLE

Penalty tariff rate	US is participant				US is not a participant				Net effect of participation
	Abatement	Damages	Trade	Net benefits	Abatement	Damages	Trade	Net benefits	
0 percent	-11.9	10.7	0.0	-1.2	-0.3	7.3	0.0	7.0	-8.2
4 percent	-11.9	10.7	36.7	35.5	-0.3	7.3	-15.6	-8.6	44.1

Notes: This table provides an illustration of the economic effects of participation for the US with and without a penalty tariff. The difference between the two lines is the impact of the penalty tariff. With a penalty tariff, the global externality is effectively internalized, giving incentives for self-interested countries to participate in the Climate Club. Figures in billions of 2011 US\$ from the C-DICE model below for a global SCC of \$25 per ton of CO₂.

All figures in this study apply to annual output and prices for 2011 in 2011 US\$. The figures are often provided with two or three significant digits, but this is for presentational purposes and should be interpreted in the context of the uncertainties inherent in modeling as well as the results of the sensitivity analyses discussed below.

First consider a Kyoto-type regime, with no sanctions when countries do not participate, which is the first line in Table 1. If the United States does not participate, it expends \$0.3 billion per year for abatement and has reduced damages (from all countries' abatement relative to zero abatement) of \$7.3 billion per year. Net climate-related benefits are \$7.0 billion per year. In the no-sanctions regime, if the US participates and sets a domestic carbon price of \$25 per ton, it expends \$11.9 billion annually in abatement and has reduced damages of \$10.7 billion per year, for net climate-related benefits of -\$1.2 billion annually. So without sanctions, the best national strategy is not to participate, with an annual net advantage of \$8.2 billion.

However, with a 4 percent penalty tariff on nonparticipants, the numbers change dramatically. Here, the US has trade impacts of -\$15.6 billion per year if it does not participate. This comes primarily from the terms of trade losses induced by tariffs on the US imposed by participants. If the US does participate, it has positive trade impacts of \$36.7 billion per year because it levies tariffs on the remaining nonparticipants.

Taking the sum of climate-related gains and trade benefits with the 4 percent penalty tariff, the US would have a positive impact of \$35.5 billion per year as a participant. By contrast, the US would have an annual impact of -\$8.6 billion as a nonparticipant. The US would have an incentive of a net gain \$44.1 billion per year to join the agreement taking account only of its own national economic benefit. In this example, it is not even a close call on whether to participate.

The point of this simple example is to show that nations acting in their self-interest would join a high-income club with a 4 percent tariff but would not join such a club with a zero penalty tariff.

B. Basics of the Simulations

The central analysis undertaken here examines 44 different regimes for the Climate Club. A *regime* in the following is defined as a combination of target carbon price and tariff rate. The regimes analyzed here involve four different international target carbon prices and 11 different tariff rates. The carbon prices are \$12.5, \$25, \$50, and \$100 per ton of CO₂. While other values have been used in the literature, this spans

the range of common targets, as discussed above. The tariff rates range from 0 percent (no penalty) to 10 percent in steps of 1 percent. The upper end is chosen as one that would begin to place a serious burden on both the trade and the enforcement systems.

For each of the calculations, I started with a base set of participants and then used the evolutionary algorithm to find a stable coalition (if one exists), with multiple restarts and two different platforms to test stability. The results were sensible in all cases and will be discussed below. This paper presents the results primarily in graphical form. The numbers underlying the figures are contained in the online Appendix.

C. Results for Stability and Participation

The first remarkable result is that virtually every regime produces a stable coalition. (There are 6 unstable regimes out of 44. Results for these are averages of quasi-stable coalitions as explained below.) From a theoretical point of view, there is no obvious reason why the nonlinearities of participation would not lead to multiple quasi-stable coalitions. The intuition is that the trade sanctions are powerful enough to push countries into nonparticipation or participation.

The second question is whether the penalty structure is sufficient to induce participation. In other words, how many of the 15 regions participate in the Climate Club? Figure 3 shows the number of participating regions for different tariff rates and different target carbon prices. The bars are arrayed from left to right by increasing tariff rates.

The results are straightforward. No country joins the Climate Club without trade sanctions (i.e., at a zero tariff rate). This key result confirms theory and observation. For low target carbon prices, all or most countries join even for very low tariff rates. For target carbon prices of \$50 and \$100 per ton, high penalty tariffs are required to induce participation. With a \$100 per ton target, full participation is not attained even with the highest tested tariff rates. The participation rate rises monotonically with the penalty tariff rate.

D. Results for Actual Carbon Prices and Abatement

The next question is the success of different arrangements in inducing abatement. Figure 4 shows the level of the globally averaged carbon price for different regimes. The results here are similar to those for participation but in effect weight the results by region size.

For target carbon prices of \$12.5 and \$25, the treaty attains the goal of having the global carbon price equal the target price (which is equal to the global SCC) even at low tariff rates. For a \$50 target carbon price, the target carbon price is almost reached with a 5 percent tariff.

For a carbon price target of \$100, the regime achieves no gain over a regime with a target price of \$50 until the highest tariff rate. Indeed, at medium tariff rates, we see a Laffer-curve result as the actual global carbon price is *lower* with the \$100 target than with the \$50 target. The reason is that abatement is so costly in the \$100 regime that most countries choose to accept the trade penalties. This then leads to a low participation rate and a low actual penalty on nonparticipants because so few countries are in the Club.

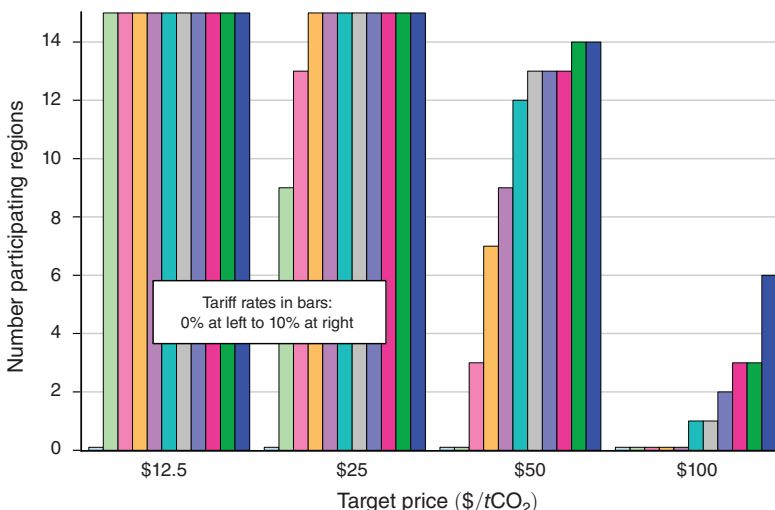


FIGURE 3. NUMBER OF PARTICIPATING REGIONS BY INTERNATIONAL TARGET CARBON PRICE AND TARIFF RATE

Notes: This and the following figures have the following structure. The four sets of bars are the model results for four different global SCCs, running from left to right as shown on the bottom. The 11 bars within each set are the penalty tariff rates, running from 0 percent to 10 percent. Note that each set has zero participants for a 0 percent tariff. The vertical scale here is the number of participants, while the following graphs show other important results.

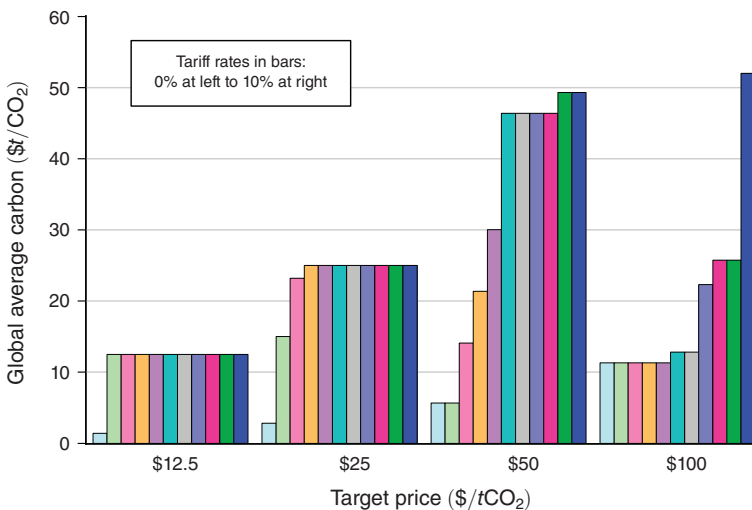


FIGURE 4. GLOBALLY AVERAGED GLOBAL CARBON PRICE BY TARGET CARBON PRICE AND TARIFF RATE

Notes: This graph shows the global (weighted average) carbon price for each regime. Weights are actual 2011 industrial CO₂ emissions. The far left bar for each set is the noncooperative carbon price. For the interpretation of the graph, see Figure 3.

While the analysis focuses on carbon prices, it is useful to translate these into emissions reductions. Assuming 100 percent participation, the emissions reductions for the four target carbon prices (\$12.5, \$25, \$50, and \$100) are 9 percent, 18 percent, 36 percent, and 72 percent of baseline emissions. It is relatively easy to attain emissions reduction rates of 50 percent with a Climate Club at 2011 levels

of income and emissions. To attain higher reduction rates (such as zero emissions) would require improvements in technology so that it becomes economical to attain these higher reduction rates at lower costs.

E. *Economic Gains from the Climate Club*

What are the economic gains from the Climate Club? The Club is designed to increase economic welfare by overcoming free-riding. Figure 5 shows the net economic gains for different regimes, while Figure 6 shows the regime efficiency as measured by the percentage of the cooperative gains that are realized.

First examining Figure 5, it is clear that the gains to cooperation are substantial. Taking as an example the case of \$50 per ton of CO₂, the income gain from noncooperative actions is \$63 billion per year. The most successful cooperation regimes have gains of \$312 billion per year. (Again, all are scaled to 2011 output and prices.)

Figure 6 shows the extent to which different regimes succeed in achieving the potential gains from cooperation. At benchmark levels of \$12.5 and \$25 per ton, the regime captures all of the potential gains for tariff rates of 3 percent or more. Similarly, at the \$50 per ton rate, the Club achieves virtually all the potential gains with tariff rates of 5 percent or more. However, for the highest target carbon price, the regime gets very little of the potential gains except at the highest tariff rates.

F. *Trade Inefficiencies*

How large are the trade costs relative to the climate gains? Note to begin with that there are no trade losses with full participation because there are no sanctions. However, with partial participation, there will be efficiency losses because of the tariffs. Consider a regime with a low tariff and a low target carbon price, for example, a 1 percent tariff and a \$25 per ton target carbon price. Here, there are six nonparticipants. The gains from the regime are \$34 billion while the trade inefficiencies are \$0.4 billion. At the other extreme, consider a \$50 target price with a tariff of 6 percent. For this regime, there are only two nonparticipants. The gains from the club are \$228 billion, while the trade inefficiencies are \$0.7 billion. In all cases, the gains from cooperation far outweigh the trade losses.

G. *To Join or Not to Join?*

An interesting question is to determine which countries join and which stay out of the Climate Club. On first principles, the joiners are those with low abatement costs, low carbon-intensity, high damages, and high trade shares. Table 2 shows the percentage of the cases where a specific region participates.

A related question is, who gains and who loses from the Climate Club? The answer depends upon the regime that is chosen. Figure 7 shows the net gains and losses for four different sets of parameters for seven major regions. All major regions gain from the club relative to the noncooperative outcome. In the entire set of 40 regimes and 15 regions, there are 69 (12 percent) cases where countries lose relative to the noncooperative regime.

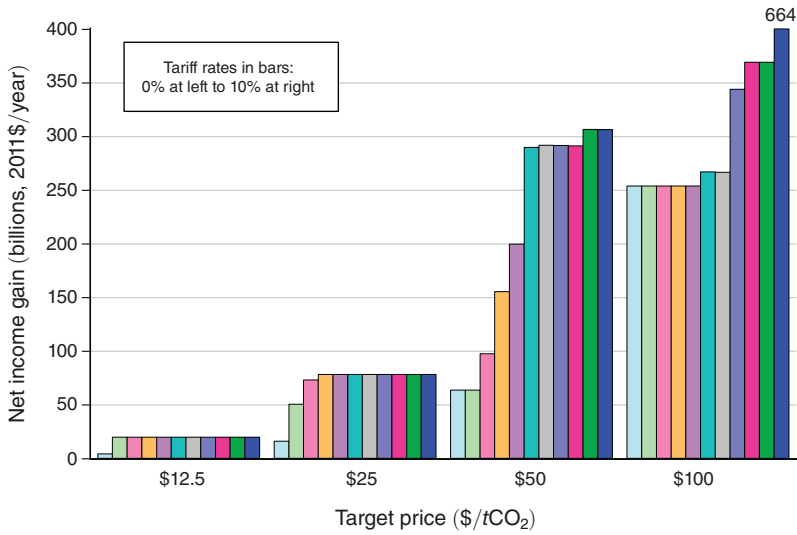


FIGURE 5. NET ECONOMIC GAINS FROM DIFFERENT REGIMES

Notes: Gains are global total in 2011 US international \$. In each case, the gain is relative to zero abatement. The total includes abatement costs, damages, and trade inefficiencies. Note that the far left bar for each group is the gain in the noncooperative (zero-participation) outcome. For the interpretation of the graph, see Figure 3. Note that the graph is truncated at 400 billion at the top, with the figure for highest benefit regime shown.

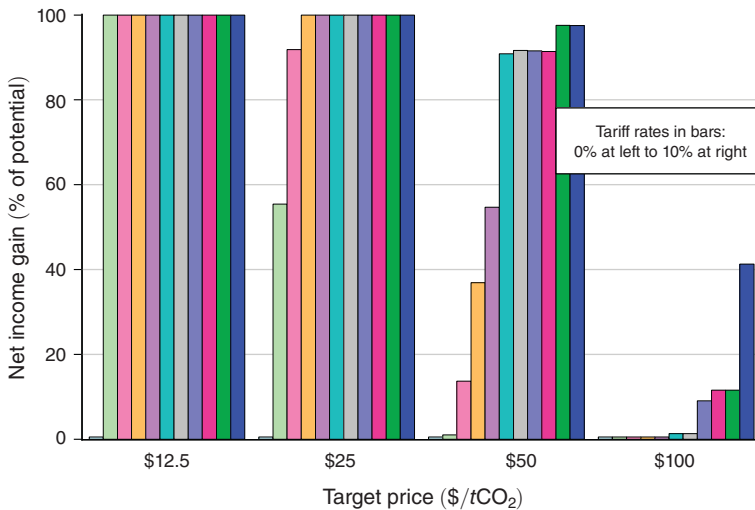


FIGURE 6. PERCENT OF POTENTIAL GAINS FROM COOPERATION ACHIEVED BY DIFFERENT REGIMES

Notes: Bars show the global gain in each regime relative to the noncooperative outcome as a percent of the difference between the 100 percent cooperative and the noncooperative result. Gains are as defined in Figure 5. For the interpretation of the graph, see Figure 3.

TABLE 2—PARTICIPATION RATES BY REGION ACROSS ALL 4 × 10 REGIMES WITH PENALTY TARIFFS

Region	Percent of regimes where participate
Canada	88
European Union	83
Mideast	75
Japan	73
Latin America	73
Southeast Asia	73
Sub-Saharan Africa	70
United States	70
ROW	70
Russia	63
China	63
Brazil	60
Eurasia	60
India	53
South Africa	45
All regions	68

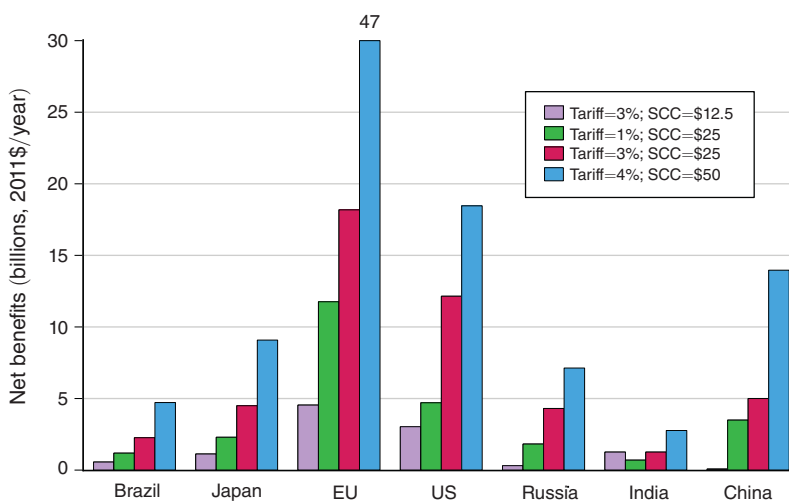


FIGURE 7. WINNERS AND LOSERS FROM THE CLIMATE CLUB

Notes: Estimates show the gains for regions in four selected regimes. The gains are relative to the noncooperative regime and are in 2011 US international \$ per year. The graph is truncated at \$30 billion to magnify the scale.

What explains the pattern of gains and losses? It is primarily determined by the carbon-intensity of production and trade openness. South Africa and Eurasia are the only countries showing a high fraction of losses because they have high carbon intensity. They must either incur expensive abatement costs or pay dearly through sanctions on their international trade. Countries with high damages (such as India) show gains in all regimes.

H. *The Kyoto Protocol as a Failed Regime*

One test of the approach used here is to examine the stability of the Kyoto Protocol. This agreement included at the outset a substantial fraction of global emissions and would, if it had broadened and deepened, have made a substantial contribution to slowing the growth of emissions. However, it failed to gain new adherents, and some of the members with binding commitments, particularly the US, dropped out.

Conceptually, the Kyoto Protocol was a climate club with no sanctions. To test its coalition stability, I formed an initial club with only the original Annex I Kyoto Protocol countries having binding emissions commitments with no penalties for noncompliance (0 percent tariff). Starting with the original Kyoto coalition status, I tested for coalition stability as described above.

All of the simulations collapsed to the noncooperative equilibrium. (See Figure B-5 in the online Appendix for the simulations.) This might not be surprising in light of the analysis above. However, recall that the analytical models assume much more environmental and economic homogeneity than is seen in reality. Perhaps some combination of damages, abatement costs, and carbon intensities might lead to limited cooperation. However, for the modeling structure used here, the Kyoto Protocol could not survive.

So the conclusion from this simple test is that the Kyoto Protocol was doomed from the start. It did not contain sufficient economic glue to hold a cooperative coalition together.

I. *Regional Choice among Regimes*

The present analysis focuses on the design of a Climate Club and the extent to which different club designs succeed in inducing efficient participation and abatement. In reality, treaties do not spring full-grown but emerge from a complicated diplomatic process. The key steps are negotiation, ratification, implementation, and renegotiation.

The present study focuses on negotiation and assumes that once treaties are negotiated, they are ratified and implemented (so there are no “cheap talk” negotiations). Negotiations take place in two parts. The first stage is treaty design, while the second is the decision whether to participate. For the Kyoto Protocol, the United States was deeply involved in treaty design but did not ratify the treaty. The last section explains the US nonparticipation and the eventual collapse of the Kyoto Protocol as the failure to design a treaty that would lead to widespread participation and renewal.

Turn next to the issue of treaty design. Suppose that climate negotiations consider the different Climate Club regimes analyzed above. Which of the possible regimes would be chosen? Consider these questions for a single case where the global SCC is \$25 per ton CO₂ and where the penalty tariff rate is 5 percent. Individual countries have their own SCCs (say that the US SCC is \$4 and India's is \$2), as well as their national abatement cost functions. If countries are just scaled-up or scaled-down replicas, all would prefer a \$25 per ton target carbon price. In reality, countries differ, so their preferred target prices will differ. Countries with high damages will prefer a high target carbon price because they will benefit from higher global abatement; countries with high abatement costs will prefer a low target price because that will reduce their abatement costs. The analog for health clubs is that people who

desire minimal facilities want low dues, while those who prefer extensive coverage choose more elaborate facilities with higher dues.

Let's take an experiment where we ask each country for its *preferred* international target carbon price (always keeping the global SCC at \$25 and its regional distribution unchanged). Using the C-DICE model, calculate the equilibrium coalition for each treaty price between \$0 and \$200 per ton. Then, examining the welfare effects for each region, ask which treaty carbon price is optimal for the region. For the example chosen, the impacts on net regional incomes are roughly quadratic for low prices because all regions participate. Above \$34 per ton, countries begin to drop out, so the calculations become clouded by the effects of participation.

Figure 8 and Table 3 show the distribution of preferred target carbon prices for regions where the global SCC is \$25. The curves show on the vertical axis the fraction of regions that would prefer an international target carbon price at or below the target price on the horizontal axis. The noncooperative regime is shown at the upper left with the circle marked "NC." The curve to the left marked "preferred" shows the distribution of regional preferred rates (the distribution of first choices). The line marked "breakeven" shows the distribution of prices at which the country would be indifferent between the target price and a zero price. The breakeven is close to twice the preferred.

The median preferred international target carbon price using GDP weights is \$28 per ton, which is slightly above the global SCC. The median breakeven carbon price is \$48 per ton. An important finding is that all regions prefer a weak regime to the noncooperative regime. Even the least enthusiastic region (South Africa) would prefer a target price of \$18 per ton to the \$3 per ton NC equilibrium. Where the negotiations would actually settle is an important question beyond the scope of the present study.

J. *Unstable Regimes*

Of the 44 regimes, 6 displayed coalitional instability, and these can be easily understood. For example, 3 came with a \$50 international target carbon price and low tariff rates. For example, with a tariff rate of 2 percent, the solution cycled around among a small number of quasi-stable coalitions with an average of 2.9 participants. The other instabilities came with the \$100 per ton target price and high tariff rates. For example, with \$100 per ton target price and a penalty tariff of 9 percent, the coalitions cycled with an average number of participations of 3.9 regions.

The instabilities arise because the gains from participation are close to equal in these different mid-sized coalitions. Hence, the solution cycles among quasi-stable coalitions as each outbids the others. None of the regimes degenerates to the noncooperative equilibrium. Rather, they cycle among similar numbers of participants and levels of abatement.

Another potential source of instability would arise if the damage function has a catastrophic threshold (which has not been modeled in the C-DICE model framework). In the limit, assume that if emissions pass some quantity (below the emissions in the NC equilibrium), then damages for each region are unlimited. There will be multiple combinations of abatement by different regions that can stay under the catastrophic threshold. It might be stable to a single country leaving, but would not be stable to multiple countries entering and leaving. This example suggests that highly nonlinear damages open up a different set of issues for regime design.

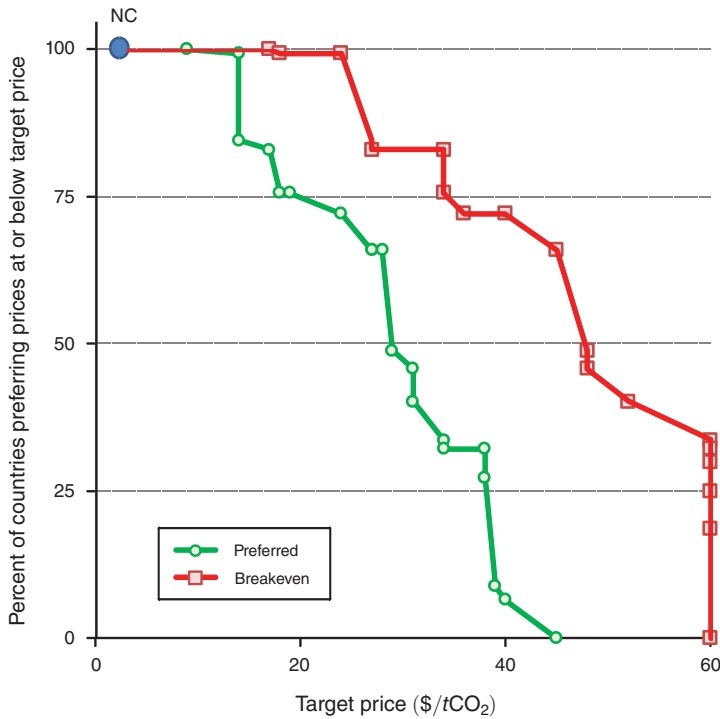


FIGURE 8. REGIONAL PREFERENCES FOR TARGET CARBON PRICE

Notes: For a regime with a global SCC of \$25 and 5 percent penalty tariff, regions will have differing preferences on the international target carbon price. The lines show the percent of regions (on the left scale) that would be benefitted by a given target carbon price (shown on the horizontal scale). The point marked NC at the upper left is the noncooperative carbon price. The line to the left shows the cumulative distribution of preferred carbon prices; the line to the right shows the distribution of breakeven carbon prices. Because instabilities arise above \$60, I have truncated at that price for the breakeven.

K. Sensitivity Analysis

How sensitive are the results to alternative parameters? The sensitivity analyses are presented in detail in the online Appendix, and the results are summarized here. I examine the impact of three different sets of parameters. The first is alternative estimates of the regional distribution of the global SCC. There are virtually no impacts of this sensitivity test on the participation rate or on the actual global carbon price for any of the regimes. The second sensitivity test is for the parameter of the abatement-cost function, which is varied by a factor of 3. The results showed considerable sensitivity, especially for global SCC of \$50 and \$100. The optimal tariff was varied over a range of a factor of 6. This had virtually no impact on the outcomes. The main variable that affects the outcome is the global social cost of carbon, as shown in the figures and tables.

Those familiar with the literature on climate-change economics will wonder what happened to the discount rate, which is critical in virtually all areas. The answer is that the discount rate will primarily affect the global and national SCCs, but has little effect on the outcomes conditional on the SCCs. For example, a lower discount rate will raise the estimated global SCC, perhaps from \$12.5 to \$25. This will lead to a higher target carbon price, higher emissions reductions, and lower annual

TABLE 3—COUNTRY PREFERRED INTERNATIONAL TARGET CARBON PRICES
(For global SCC of \$25)

Region	Global target carbon price that maximizes domestic welfare for SCC \$25/tCO ₂ and penalty tariff of 5 percent
South Africa	9
China	14
Eurasia	14
Southeast Asia	17
Russia	19
ROW	24
United States	28
Brazil	29
Latin America	31
India*	31
Canada*	34
Japan	38
European Union*	38
Sub-Saharan Africa	39
Mideast	40
<i>Memorandum items (\$ per ton CO₂)</i>	
Global SCC	25
Average preferred price	
GDP weights	28
Population weights	27
Median preferred price	
GDP weights	28
Population weights	29

Notes: What international target carbon price would regions prefer when the global SCC is \$25 per ton? For example, the US national welfare is highest when the target price is \$28 per ton. Countries with high damages and low abatement costs such as the EU prefer high target prices. The table shows the optima without trade effects. The optima with trade effects have higher country-preferred target carbon prices.

*Countries with multiple local optima.

damages. There will be second-order effects through cost-of-capital factors, GDP, and other economic variables. But a changed discount rate will affect the outcome primarily through changes in the SCC.

VIII. Conclusion

The present study analyzes the syndrome of free-riding in climate agreements such as the Kyoto Protocol and considers potential structures for overcoming free-riding. This concluding section summarizes the basic approach and conclusions.

A. The Climate Club

The structure of climate change as a global public good makes it particularly susceptible to free-riding. The costs of abatement are national, while the benefits are

global and independent of where emissions take place. An additional complication is that the abatement costs are paid today while most of the benefits of abatement come in the distant future. The present study shows, in a stylized model of costs and damages, that the global noncooperative carbon price and abatement rate are proportional to the Herfindahl index of country size. This implies, given realistic data, that the global noncooperative carbon price and control rate will be in the order of one-tenth of the efficient cooperative levels.

Next consider possible mechanisms to combat free-riding and focus on a Climate Club. It is generally assumed that the most effective approach will be to impose trade sanctions on nonparticipants, and this is the route followed here. Most trade sanctions rely on duties on carbon-intensive goods. For strategic, economic, and technical reasons, this paper instead considers penalties that take the form of uniform ad valorem tariffs levied by club participants on nonparticipants. In the analysis, the tariff rates vary from 0 percent to 10 percent. It is further assumed that a climate treaty will amend trade rules so that a penalty tariff conforms with international trade law and retaliation by nonparticipants is prohibited.

This study assumes that countries adopt an international carbon-price target rather than a quantity target as the policy instrument. The assumed target price ranges from \$12.5–\$100 per ton CO₂. In the experiments, the international target carbon price is always set equal to the global social cost of carbon.

Individual countries are assumed to adopt climate policies that maximize their national economic welfare. Welfare equals standard income less damages less abatement costs less the costs of trade sanctions. I assume a one-shot static game, but this can be interpreted as the stage game of a repeated game. The equilibrium, described as a coalition Nash equilibrium, is a coalition of countries that is stable against any combination of joiners and defectors. The equilibrium is calculated by an evolutionary algorithm that tests each coalition against a random collection of countries that can defect and join.

The study introduces a new approach called the C-DICE model (Coalition DICE, or Coalition Dynamic Integrated Model of Climate and the Economy). It is a 15-region model with abatement, damages, international trade, and the economic impacts of tariffs. Using an evolutionary algorithm, the model can be used to find stable coalition Nash equilibria.

B. *Qualifications*

I begin with qualifications on the results that relate to the data and structural parameters. The data on output, CO₂ emissions, and trade are relatively well measured. The global SCC is uncertain but can be varied as shown in the different experiments. The national SCCs are also uncertain, but since they are all small relative to the global SCC, their exact magnitudes are not critical for the findings. Other structural uncertainties relate to the abatement cost function and the optimal tariff rate.

A related question is whether a trade-penalty-plus-carbon-price regime can operate in the future with the rising carbon prices that are generally associated with an efficient climate-change program. Answering this question requires a multiperiod coalition model and is on the agenda for future research.

These results are presented in the spirit of an extended example used to clarify the free-riding in international agreements rather than as a specific proposal for a climate treaty. A Climate Club of the kind analyzed here raises central issues about the purpose of the global trading system, about the goals for slowing climate change, about the justice of a system that puts all countries on the same footing, and about how countries would actually negotiate such a regime. The dangers to the world trading system of such a proposal are so important that they must be reiterated. Today's open trading system is the result of decades of negotiations to combat protectionism. It has undoubtedly produced large gains to living standards around the world. A regime that ties a climate-change agreement to the trading system should be embraced only if the benefits to slowing climate change are clear and the dangers to the trading system are worth the benefits.

C. Results

One major result is to confirm that a regime without trade sanctions will dissipate to the low-abatement, noncooperative (NC) equilibrium. This is true starting from a random selection of participating countries. More interestingly, starting from the Kyoto coalition (Annex I countries as defined by the Kyoto treaty) with no sanctions, the coalition always degenerates to the NC structure with minimal abatement.

A surprising result is that the Climate Club structure generates stable coalitions for virtually all sets of parameters. A few regimes produce quasi-stable coalitions with similar numbers of participants.

A next set of results concerns the impact of different Climate Club parameters on the participation structure. The participation rate and the average global carbon price rise with the tariff rate. For the lowest target carbon prices (\$12.5 and \$25 per ton), full participation and efficiency are achieved with relatively low tariffs (2 percent or more). However, as the target carbon price rises, it becomes increasingly difficult to attain the cooperative equilibrium. For a \$50 per ton target carbon price, the Club can attain 90+ percent efficiency with a tariff rate of 5 percent or more. However, for a target carbon price of \$100 per ton, it is difficult to induce more than the noncooperative level of abatement.

Why is it so difficult to attain efficient abatement with high social costs of carbon even with high penalty tariffs? The reason is that the gap between the cooperative and the noncooperative equilibrium rises sharply as the global SCC increases. Take the case of a large country like China or the United States. For these countries the national SCC might be 10 percent of the global SCC. For a global SCC and target price of \$25 per ton, participation would require increasing the domestic carbon price from \$2.5 to \$25, while a global SCC of \$100 would require increasing from \$10 to \$100. Because abatement costs are sharply increasing in the target carbon price, this implies that the costs of cooperation become much larger as the target carbon price rises. On the other hand, the costs of trade penalties associated with nonparticipation are independent of the global SCC. So the national cost-benefit trade-off tilts toward nonparticipation as the international target carbon price rises.

Next examine the patterns of gains and losses. Here, measure the impact relative to the noncooperative equilibrium. Note as well that these results assume no

transfers among countries. The benefits are widely distributed among countries. The only regions showing losses across several regimes are Eurasia and South Africa; however, the losses are small relative to gains for other regions. There are no regimes with aggregate losses.

Look at the distribution of gains and losses to determine whether a Climate Club would be attractive to most countries relative to existing arrangements. All regions would prefer a regime with penalties and modest carbon prices to a regime with no penalties. Paradoxically, this is the case even for countries that do not participate. The reason is that the gains from strong mitigation measures of participants outweigh the losses from the tariffs for nonparticipants as long as the tariff rate is not too high. This powerful result indicates that a regime with sanctions should be attractive to most regions.

D. Bottom Line

Here is the bottom line: the present study finds that without sanctions there is no stable climate coalition other than the noncooperative, low-abatement coalition. This conclusion is soundly based on public-goods theory, on C-DICE model simulations, on the history of international agreements, and on the experience of the Kyoto Protocol.

The analysis shows how an international climate treaty that combines target carbon pricing and trade sanctions can induce substantial abatement. The modeling results indicate that modest trade penalties on nonparticipants can induce a coalition that approaches the optimal level of abatement as long as the target carbon price is up to \$50 per ton at current income and emission levels. The attractiveness of a Climate Club must be judged relative to the current approaches, where international climate treaties are essentially voluntary and have little prospect of slowing climate change.

REFERENCES

- Aumann, R. J. 1959. "Acceptable Points in General Cooperative N-Person Games." *Contributions to the Theory of Games IV*, edited by A. W. Tucker and R. D. Luce, 287–324. Princeton, NJ: Princeton University Press.
- Barrett, Scott. 1994. "Self-Enforcing International Environmental Agreements." *Oxford Economic Papers* 46 (0): 878–94.
- Barrett, Scott. 2003. *Environment and Statecraft: The Strategy of Environmental Treaty-Making*. Oxford and New York: Oxford University Press.
- Bernheim, B. Douglas, Bezael Peleg, and Michael D. Whinston. 1987. "Coalition-Proof Nash Equilibria: Concepts." *Journal of Economic Theory* 42 (1): 1–12.
- Bordoff, Jason E. 2009. "International Trade Law and the Economics of Climate Policy: Evaluating the Legality and Effectiveness of Proposals to Address Competitiveness and Leakage Concerns." In *Climate Change, Trade, and Competitiveness: Is a Collision Inevitable?* edited by Lael Brainard and Isaac Sorkin, 35–68. Washington, DC: Brookings Institution.
- Bosetti, Valentina, Carlo Carraro, Enrica DeCian, Emanuele Massetti, and Massimo Tavoni. 2012. "Incentives and Stability of International Climate Coalitions: An Integrated Assessment." *Energy Policy* 55: 44–56.
- Brainard, Lael, and Isaac Sorkin (eds.). 2009. *Climate Change, Trade, and Competitiveness: Is a Collision Inevitable?* Washington, DC: Brookings Institution Press.
- Buchanan, J. M. 1965. "An Economic Theory of Clubs." *Economica* NS 32 (0): 1–14.
- Carraro, Carlo, and Domenico Siniscalco. 1993. "Strategies for the International Protection of the Environment." *Journal of Public Economics* 52 (3): 309–28.
- CDIAC. 2014. Carbon Dioxide Information Analysis Center. <http://cdiac.ornl.gov/>.

- Chandler, Parkash.** 2007. "The Gamma-Core and Coalition Formation." *The International Journal of Game Theory* 35: 539–556.
- Chander, P., and H. Tulkens.** 1995. "A Core-Theoretical Solution for the Design of Cooperative Agreements on Trans-Frontier Pollution." *International Tax and Public Finance* 2: 279–94.
- Cooper, Richard N., et al.** 1989. *Can Nations Agree? Issues in International Economic Cooperation*. Washington, DC: Brookings Institution.
- Costinot, Arnaud, and Andrés Rodríguez-Clare.** 2014. "Trade Theory with Numbers: Quantifying the Consequences of Globalization." In *Handbook of International Economics*, Vol. 4, Amsterdam: Elsevier: 197–261.
- D'Aspremont, Claude, Alexis Jacquemin, Jean Jaskold Gabszewicz, and John A. Weymark.** 1983. "On the Stability of Collusive Price Leadership." *The Canadian Journal of Economics* 16 (1): 17–25.
- Donsimoni, Marie-Paule, Nicholas S. Economides, and Herakles M. Polemarchakis.** 1986. "Stable Cartels." *International Economic Review* 27 (2): 317–27.
- Finus, Michael, Juan-Carlos Altamirano-Cabrera, and Ekko C. Van Ierland.** 2005. "The Effect of Membership Rules and Voting Schemes on the Success of International Climate Agreements." *Public Choice* 125 (1-2): 95–127.
- Finus, Michael, and Bianca Rundshagen.** 2009. "Membership Rules and Stability of Coalition Structures in Positive Externality Games." *Social Choice and Welfare* 32 (3): 389–406.
- Frankel, Jeffrey.** 2009. "Addressing the Leakage/Competitiveness Issue in Climate Change Policy Proposals." In *Climate Change, Trade, and Competitiveness: Is a Collision Inevitable?* edited by Lael Brainard and Isaac Sorkin, 69–91. Washington, DC: Brookings Institution.
- Hart, Sergiu, and Mordecai Kurz.** 1983. "Endogenous Formation of Coalitions." *Econometrica* 51 (4): 1047–64.
- Hufbauer, Gary Clyde, Jeffrey J. Schott, and Kimberly Ann Elliott.** 1990. *Economic Sanctions Reconsidered: History and Current Policy*. Washington, DC: Institute for International Economics.
- IPCC Fifth Assessment, Mitigation.** 2014. *Intergovernmental Panel on Climate Change 2014: Mitigation of Climate Change*. IPCC Working Group III Contribution to AR5. <https://www.ipcc.ch/report/ar5/wg3/>.
- McKibbin, Warwick J., and Peter J. Wilcoxon.** 2009. *The Economic and Environmental Effects of Border Tax Adjustments for Climate Policy*. Unpublished.
- McKinsey Company.** 2009. *Pathways to a Low-Carbon Economy: Version 2 of the Global Greenhouse-Gas Abatement Cost Curve*. www.mckinsey.com.
- Meyerson, Roger.** 1991. *Game Theory: Analysis of Conflict*. Cambridge, MA: Harvard University Press.
- Nash, John.** 1950. "Equilibrium Points in N-Person Games." *Proceedings of the National Academy of Sciences* 36 (1): 48–49.
- Nordhaus, William D.** 2010. "Economic Aspects of Global Warming in a Post-Copenhagen Environment." *Proceedings of the National Academy of Sciences* 107 (26): 11721–11726.
- Nordhaus, William D.** 2013. *The Climate Casino: Risk, Uncertainty, and Economics for a Warming World*. New Haven, CT: Yale University Press.
- Nordhaus, William D.** 2014. "Estimates of the Social Cost of Carbon: Concepts and Results from the DICE-2013R Model and Alternative Approaches." *Journal of the Association of Environmental and Resource Economists* 1(1): 273–312.
- Nordhaus, William.** 2015. "Climate Clubs: Overcoming Free-riding in International Climate Policy: Dataset." *American Economic Review*. <http://dx.doi.org/10.1257/aer.15000001>.
- Nordhaus, William, and Paul Satorc.** 2013. *DICE 2013R: Introduction and User's Manual*, Second edition, October 31. http://www.econ.yale.edu/~nordhaus/homepage/documents/DICE_Manual_103113r2.pdf.
- Nordhaus, William D., and Zili Yang.** 1996. "A Regional Dynamic General-Equilibrium Model of Alternative Climate-Change Strategies." *American Economic Review* 86 (4): 741–65.
- Ossa, Ralph.** 2014. "Trade Wars and Trade Talks with Data." *American Economic Review* 104 (12): 4104–46.
- Rahwan, Talal.** 2007. "Algorithms for Coalition Formation in Multi-Agent Systems." <http://users.ecs.soton.ac.uk/nrj/download-files/lesser-award/rahwan-thesis.pdf>.
- Sandler, Todd, and John T. Tschirhart.** 1980. "The Economic Theory of Clubs: An Evaluative Survey." *Journal of Economic Literature* 18 (4): 1481–521.
- Satorc, Paul.** 2014. "Instructions and Code for Ossa–Trice Model Calculations." Unpublished.
- Treaty of Vienna.** 1969. Vienna Convention on the Law of Treaties (with Annex). Concluded in Vienna on May 23, 1969. <https://treaties.un.org/doc/Publication/UNTS/Volume%201155/volume-1155-I-18232-English.pdf>.
- UNCTAD.** 2014. Bilateral Trade Data. <http://unctad.org/en/Pages/Statistics.aspx>.

- Weikard, Hans-Peter, Michael Finus, and Juan-Carlos Altamirano-Cabrera.** 2006. "The Impact of Surplus Sharing on the Stability of International Climate Agreements." *Oxford Economic Papers* 58 (2): 209–32.
- Weitzman, Martin.** 2014. "Can Negotiating a Uniform Carbon Price Help to Internalize the Global Warming Externality?" *Journal of the Association of Environmental and Resource Economists* 1(1): 29–49.
- Wooldridge, M. and P. E. Dunne.** 2004. "On the Computational Complexity of Qualitative Coalitional Games." *Artificial Intelligence* 158 (1): 27–73.
- Yang, Zili.** 1999. "Should the North Make Unilateral Technology Transfers to the South? North-South Cooperation and Conflicts in Responses to Global Climate Change." *Resource and Energy Economics* 21 (1): 67–87.
- Yang, Zili.** 2008. *Strategic Bargaining and Cooperation in Greenhouse Gas Mitigations: An Integrated Assessment Modeling Approach*. Cambridge, MA: MIT Press.

This article has been cited by:

1. John F. Raffensperger. 2021. A price on warming with a supply chain directed market. *Discover Sustainability* 2:1. . [[Crossref](#)]
2. Theresa Finley. 2021. Free riding in the monastery: Club goods, the cistercian order and agricultural investment in Ancien Regime France. *Journal of Economic Behavior & Organization* 184, 318-336. [[Crossref](#)]
3. Mauro Caselli, Andrea Fracasso, Stefano Schiavo. 2021. Trade policy and firm performance: introduction to the special section. *Economia Politica* 38:1, 1-6. [[Crossref](#)]
4. Simone Tagliapietra, Guntram B. Wolff. 2021. Form a climate club: United States, European Union and China. *Nature* 591:7851, 526-528. [[Crossref](#)]
5. Klaus M. Schmidt, Axel Ockenfels. 2021. Focusing climate negotiations on a uniform common commitment can promote cooperation. *Proceedings of the National Academy of Sciences* 118:11, e2013070118. [[Crossref](#)]
6. Florian Rey, Thierry Madiès. 2021. Addressing the concerns about carbon leakage in the implementation of carbon pricing policies: a focus on the issue of competitiveness. *Journal of Industrial and Business Economics* 48:1, 53-75. [[Crossref](#)]
7. Robert Christian Schmidt, Philipp Moritz Richter, Marco Runkel. 2021. Strategic Environmental Policy and the Mobility of Firms. *Journal of the Association of Environmental and Resource Economists* . [[Crossref](#)]
8. Andrew M. Bate, Glyn Jones, Adam Kleczkowski, Julia Touza. 2021. Modelling the effectiveness of collaborative schemes for disease and pest outbreak prevention. *Ecological Modelling* 442, 109411. [[Crossref](#)]
9. Jessica C. Liao. 2021. The Club-based Climate Regime and OECD Negotiations on Restricting Coal-fired Power Export Finance. *Global Policy* 12:1, 40-50. [[Crossref](#)]
10. Laurence Kotlikoff, Felix Kubler, Andrey Polbin, Jeffrey Sachs, Simon Scheidegger. 2021. MAKING CARBON TAXATION A GENERATIONAL WIN WIN. *International Economic Review* 62:1, 3-46. [[Crossref](#)]
11. Eugen Kováč, Robert C. Schmidt. 2021. A simple dynamic climate cooperation model. *Journal of Public Economics* 194, 104329. [[Crossref](#)]
12. Zili Yang. The Environment and Externality 107, . [[Crossref](#)]
13. Sam S Rowan. 2021. Does Institutional Proliferation Undermine Cooperation? Theory and Evidence from Climate Change. *International Studies Quarterly* 20. . [[Crossref](#)]
14. Shyam Nath, John Laing Roberts. Transition from Economic Progress to Sustainable Development: Missing Links 3-19. [[Crossref](#)]
15. Shyam Nath, Yeti Nisha Madhoo. Climate Change, Sea Level Dynamics, and Mitigation 185-203. [[Crossref](#)]
16. Larry D. Schroeder, Shyam Nath. International Climate Diplomacy, Collective Action and SIDS 325-337. [[Crossref](#)]
17. Hans Wiesmeth. Climate change mitigation in a circular economy 267-276. [[Crossref](#)]
18. Joel R. Landry. 2021. Think Globally, Cap Locally, and Trade Widely: Efficient Decentralized Policy Making in the Presence of Spillovers. *Journal of the Association of Environmental and Resource Economists* 8:1, 91-124. [[Crossref](#)]
19. Ayça Tokuç. Carbon Management 1-7. [[Crossref](#)]

20. Daniel Driscoll. 2021. Drivers of Carbon Price Adoption in Wealthy Democracies: International or Domestic Forces?. *Socius: Sociological Research for a Dynamic World* 7, 237802312199225. [[Crossref](#)]
21. Andreas Goldthau, Nick Sitter. 2020. Horses for courses. The roles of IPE and Global Public Policy in global energy research. *Policy and Society* 3, 1-17. [[Crossref](#)]
22. Klarita Gërzhani, Beate Volker, Jacqueline van Breemen. 2020. Who Will Do It? Volunteering to Change Cooperation Rules in a Heterogeneous Population. *European Sociological Review* 10. . [[Crossref](#)]
23. Nico Bauer, Christoph Bertram, Anselm Schultes, David Klein, Gunnar Luderer, Elmar Kriegler, Alexander Popp, Ottmar Edenhofer. 2020. Quantification of an efficiency–sovereignty trade-off in climate policy. *Nature* 588:7837, 261-266. [[Crossref](#)]
24. Achim Hagen, Juan-Carlos Altamirano-Cabrera, Hans-Peter Weikard. 2020. National political pressure groups and the stability of international environmental agreements. *International Environmental Agreements: Politics, Law and Economics* 69. . [[Crossref](#)]
25. Charlotte Unger, Kathleen A. Mar, Konrad Gürtler. 2020. A club's contribution to global climate governance: the case of the Climate and Clean Air Coalition. *Palgrave Communications* 6:1. . [[Crossref](#)]
26. Henrique Ryosuke Tateishi, Cassiano Bragagnolo, Rosane Nunes de Faria. 2020. Economic and environmental efficiencies of greenhouse gases' emissions under institutional influence. *Technological Forecasting and Social Change* 161, 120321. [[Crossref](#)]
27. Kun Zhang, Qiao-Mei Liang. 2020. Recent progress of cooperation on climate mitigation: A bibliometric analysis. *Journal of Cleaner Production* 277, 123495. [[Crossref](#)]
28. André Thess, Martin Klein, Kristina Nienhaus, Thomas Pregger. 2020. Global carbon surcharge for the reduction of anthropogenic emission of carbon dioxide. *Energy, Sustainability and Society* 10:1. . [[Crossref](#)]
29. Adrien Fabre, Gernot Wagner. 2020. Availability of risky geoengineering can make an ambitious climate mitigation agreement more likely. *Humanities and Social Sciences Communications* 7:1. . [[Crossref](#)]
30. Michaël Aklin, Matto Mildenerger. 2020. Prisoners of the Wrong Dilemma: Why Distributive Conflict, Not Collective Action, Characterizes the Politics of Climate Change. *Global Environmental Politics* 20:4, 4-27. [[Crossref](#)]
31. Joshua W. Busby, Johannes Urpelainen. 2020. Following the Leaders? How to Restore Progress in Global Climate Governance. *Global Environmental Politics* 20:4, 99-121. [[Crossref](#)]
32. Thomas Hale. 2020. Catalytic Cooperation. *Global Environmental Politics* 20:4, 73-98. [[Crossref](#)]
33. DAIGEE SHAW, YU-HSUAN FU. 2020. CLIMATE CLUBS WITH TAX REVENUE RECYCLING, TARIFFS, AND TRANSFERS. *Climate Change Economics* 11:04, 2040008. [[Crossref](#)]
34. SCOTT BARRETT. 2020. DIKES VERSUS WINDMILLS: CLIMATE TREATIES AND ADAPTATION. *Climate Change Economics* 11:04, 2040005. [[Crossref](#)]
35. JOSEPH E. ALDY, ROBERT N. STAVINS. 2020. ROLLING THE DICE IN THE CORRIDORS OF POWER: WILLIAM NORDHAUS'S IMPACTS ON CLIMATE CHANGE POLICY. *Climate Change Economics* 11:04, 2040001. [[Crossref](#)]
36. Lorenzo Pellegrini, Murat Arsel, Martí Orta-Martínez, Carlos F. Mena, Gorka Muñoa. 2020. Institutional mechanisms to keep unburnable fossil fuel reserves in the soil. *Energy Policy* 136, 112029. [[Crossref](#)]
37. Jeroen C. J. M. van den Bergh, Arild Angelsen, Andrea Baranzini, W. J. W. Botzen, Stefano Carattini, Stefan Drews, Tessa Dunlop, Eric Galbraith, Elisabeth Gsottbauer, Richard B. Howarth, Emilio

- Padilla, Jordi Roca, Robert C. Schmidt. 2020. A dual-track transition to global carbon pricing. *Climate Policy* 20:9, 1057-1069. [[Crossref](#)]
38. Reiner Eichenberger, David Stadelmann. 2020. Die politische Ökonomik der Klimapolitik: So wird ein Land mit Kostenwahrheit zum Vorbild beim Klimaschutz. *GAI - Ecological Perspectives for Science and Society* 29:3, 148-153. [[Crossref](#)]
39. Matthew McGinty. 2020. Leadership and Free-Riding: Decomposing and Explaining the Paradox of Cooperation in International Environmental Agreements. *Environmental and Resource Economics* 77:2, 449-474. [[Crossref](#)]
40. Henry L. Friedman, Mirko S. Heinle. 2020. Influence Activities, Coalitions, and Uniform Policies: Implications for the Regulation of Financial Institutions. *Management Science* 66:9, 4336-4358. [[Crossref](#)]
41. George David Banks, Timothy Fitzgerald. 2020. A sectoral approach allows an artful merger of climate and trade policy. *Climatic Change* 162:2, 165-173. [[Crossref](#)]
42. Donald Blondin, Arjen Boin. 2020. Cooperation in the Face of Transboundary Crisis: A Framework for Analysis. *Perspectives on Public Management and Governance* 3:3, 197-209. [[Crossref](#)]
43. Isabella Alloisio, Simone Borghesi, Francesco Nicolli. 2020. Increasing the ambition of the EU Nationally Determined Contribution: lessons from a survey of experts and students. *Economia Politica* 14. . [[Crossref](#)]
44. Martin C. Hänsel, Moritz A. Drupp, Daniel J. A. Johansson, Frikk Nesje, Christian Azar, Mark C. Freeman, Ben Groom, Thomas Sterner. 2020. Climate economics support for the UN climate targets. *Nature Climate Change* 10:8, 781-789. [[Crossref](#)]
45. Bouwe R. Dijkstra, Andries Nentjes. 2020. Pareto-Efficient Solutions for Shared Public Good Provision: Nash Bargaining versus Exchange-Matching-Lindahl. *Resource and Energy Economics* 61, 101179. [[Crossref](#)]
46. Mathilde Fajardy, Niall Mac Dowell. 2020. Recognizing the Value of Collaboration in Delivering Carbon Dioxide Removal. *One Earth* 3:2, 214-225. [[Crossref](#)]
47. Ulrike Kornek, Ottmar Edenhofer. 2020. The strategic dimension of financing global public goods. *European Economic Review* 127, 103423. [[Crossref](#)]
48. David Klenert, Franziska Funke, Linus Mattauch, Brian O'Callaghan. 2020. Five Lessons from COVID-19 for Advancing Climate Change Mitigation. *Environmental and Resource Economics* 76:4, 751-778. [[Crossref](#)]
49. Tibor Besedeš, Erik P. Johnson, Xiping Tian. 2020. Economic determinants of multilateral environmental agreements. *International Tax and Public Finance* 27:4, 832-864. [[Crossref](#)]
50. KUN ZHANG, QIAO-MEI LIANG, LI-JING LIU, MEI-MEI XUE, BI-YING YU, CE WANG, RONG HAN, YUN-FEI DU, YUN-FEI YAO, JUN-JIE CHANG, JINXIAO TAN, HUA LIAO, YI-MING WEI. 2020. IMPACTS OF MECHANISMS TO PROMOTE PARTICIPATION IN CLIMATE MITIGATION: BORDER CARBON ADJUSTMENTS VERSUS UNIFORM TARIFF MEASURES. *Climate Change Economics* 11:03, 2041007. [[Crossref](#)]
51. Grzegorz Peszko, Dominique van der Mensbrugghe, Alexander Golub, John Ward, Dimitri Zenghelis, Cor Marijs, Anne Schopp, John A. Rogers, Amelia Midgley. Challenges, Risks, and Opportunities of a Low-Carbon Transition 11-35. [[Crossref](#)]
52. Grzegorz Peszko, Dominique van der Mensbrugghe, Alexander Golub, John Ward, Dimitri Zenghelis, Cor Marijs, Anne Schopp, John A. Rogers, Amelia Midgley. Strategic Framework for Dealing with the Potential Impacts of a Low-Carbon Transition 55-78. [[Crossref](#)]
53. Amitrajeet A. Batabyal, Henk Folmer. 2020. Spatial economic aspects of climate change. *Spatial Economic Analysis* 15:3, 209-218. [[Crossref](#)]

54. Hana Nielsen, Astrid Kander. 2020. Trade in the Carbon-Constrained Future: Exploiting the Comparative Carbon Advantage of Swedish Trade. *Energies* **13**:14, 3613. [[Crossref](#)]
55. Anna Lou Abatayo, Valentina Bosetti, Marco Casari, Riccardo Ghidoni, Massimo Tavoni. 2020. Solar geoengineering may lead to excessive cooling and high strategic uncertainty. *Proceedings of the National Academy of Sciences* **117**:24, 13393-13398. [[Crossref](#)]
56. Antoine Mandel, Solmaria Halleck Vega, Dan-Xia Wang. 2020. The contribution of technological diffusion to climate change mitigation: a network-based approach. *Climatic Change* **160**:4, 609-620. [[Crossref](#)]
57. Germà Bel, Jordi J. Teixidó. 2020. The political economy of the Paris Agreement: Income inequality and climate policy. *Journal of Cleaner Production* **258**, 121002. [[Crossref](#)]
58. Ronald B. Mitchell, Arild Underdal, Steinar Andresen, Carel Dieperink. Intergovernmental Institutions 37-56. [[Crossref](#)]
59. Alaa Al Khourdajie, Michael Finus. 2020. Measures to enhance the effectiveness of international climate agreements: The case of border carbon adjustments. *European Economic Review* **124**, 103405. [[Crossref](#)]
60. Håkon Sælen. 2020. Under What Conditions Will the Paris Process Produce a Cycle of Increasing Ambition Sufficient to Reach the 2°C Goal?. *Global Environmental Politics* **20**:2, 83-104. [[Crossref](#)]
61. Filippos Proedrou. 2020. Anthropocene Geopolitics and Foreign Policy: Exploring the Link in the EU Case. *Alternatives: Global, Local, Political* **45**:2, 83-101. [[Crossref](#)]
62. Matthew J. Kotchen. 2020. On the scope of climate finance to facilitate international agreement on climate change. *Economics Letters* **190**, 109070. [[Crossref](#)]
63. Yu-Hsuan LIN. 2020. The Influence of Reciprocity on Individual Decisions in a Climate Coalition Experiment. *Journal of Business Economics and Environmental Studies* **10**:2, 5-15. [[Crossref](#)]
64. Indra Overland, Benjamin K. Sovacool. 2020. The misallocation of climate research funding. *Energy Research & Social Science* **62**, 101349. [[Crossref](#)]
65. Michael Tost, Michael Hitch, Stephan Lutter, Susanne Feiel, Peter Moser. 2020. Carbon prices for meeting the Paris agreement and their impact on key metals. *The Extractive Industries and Society* **7**:2, 593-599. [[Crossref](#)]
66. Aleksander Surdej. 2020. Multilateralism and international governmental organizations: principles and instruments. *Transforming Government: People, Process and Policy* **14**:3, 337-350. [[Crossref](#)]
67. Oliver Schmiedl, Lukas Paul Meya. 2020. „Pia – eine Schülerin geht streiken für das Klima“. Eine Fallstudie zu Partizipationsmöglichkeiten in der Demokratie. *GWP – Gesellschaft, Wirtschaft, Politik* **69**:1-2020, 111-122. [[Crossref](#)]
68. John Vaz, Kym Brown. 2020. Sustainable development and cryptocurrencies as private money. *Journal of Industrial and Business Economics* **47**:1, 163-184. [[Crossref](#)]
69. Bjart Holtsmark, Martin L. Weitzman. 2020. On the Effects of Linking Cap-and-Trade Systems for CO_2 Emissions. *Environmental and Resource Economics* **75**:3, 615-630. [[Crossref](#)]
70. Charlotte Streck. 2020. The mirage of Madrid: elusive ambition on the horizon. *Climate Policy* **20**:2, 143-148. [[Crossref](#)]
71. Jonathan Camuzeaux, Thomas Sterner, Gernot Wagner. 2020. INDIA IN THE COMING 'CLIMATE G2?'. *National Institute Economic Review* **251**, R3-R12. [[Crossref](#)]
72. Li-Jing Liu, Felix Creutzig, Yun-Fei Yao, Yi-Ming Wei, Qiao-Mei Liang. 2020. Environmental and economic impacts of trade barriers: The example of China-US trade friction. *Resource and Energy Economics* **59**, 101144. [[Crossref](#)]
73. Mark Jaccard. The Citizen's Guide to Climate Success **6**, . [[Crossref](#)]

74. Takumi Haibara. 2020. Global carbon pricing and international trade. *Journal of Environmental Economics and Policy* 9:1, 111-124. [[Crossref](#)]
75. Håkan Pihl. 2020. A Climate Club as a complementary design to the UN Paris agreement. *Policy Design and Practice* 3:1, 45-57. [[Crossref](#)]
76. Wolfgang Liebert, Patrick Scherhauser, Karl Hogl, Reinhard Steurer, Helga Pülzl, Christine Altenbuchner, Ulrike Tunst-Kamleitner, Martin Schmid, Verena Winiwarter. Umwelt in Gesellschaft, Politik und Recht 51-94. [[Crossref](#)]
77. Mark J. Hurlstone, Annabel Price, Susie Wang, Zoe Leviston, Iain Walker. 2020. Activating the legacy motive mitigates intergenerational discounting in the climate game. *Global Environmental Change* 60, 102008. [[Crossref](#)]
78. Arturo Antón. 2020. Taxing crude oil: A financing alternative to mitigate climate change?. *Energy Policy* 136, 111031. [[Crossref](#)]
79. Cary Krosinsky. The Cooperation Imperative 1-10. [[Crossref](#)]
80. Laima Eicke, Franziska Petri. The EU in Global Energy Governance 1-26. [[Crossref](#)]
81. Andreas Goldthau, Laima Eicke, Silvia Weko. The Global Energy Transition and the Global South 319-339. [[Crossref](#)]
82. Unni Gopinathan, Elizabeth Peacocke, Dimitrios Gouglas, Trygve Ottersen, John-Arne Røttingen. R&D for Emerging Infectious Diseases of Epidemic Potential: Sharing Risks and Benefits Through a New Coalition 137-165. [[Crossref](#)]
83. S. Niggol Seo. A critique of the economics of global public goods: economics of noncooperative games 161-190. [[Crossref](#)]
84. S. Niggol Seo. The economics of public goods and club goods 37-76. [[Crossref](#)]
85. S. Niggol Seo. An introduction to the challenges of public and globally shared goods in economics and policy-making 1-35. [[Crossref](#)]
86. S. Niggol Seo. A critique of the economics of global public goods: the economics of a global public good fund 191-238. [[Crossref](#)]
87. Magnus Abraham-Dukuma. 2020. Sovereignty, trade, and legislation: The evolution of energy law in a changing climate. *Energy Research & Social Science* 59, 101305. [[Crossref](#)]
88. Brian Walker. 2020. Guiding rangelands into an uncertain future. *The Rangeland Journal* 42:5, 235. [[Crossref](#)]
89. Lennart Stern. 2020. Funding Global Public Good Institutions via Carbon Pricing for Aviation – A Comparison of Three Proposed Mechanisms. *SSRN Electronic Journal* . [[Crossref](#)]
90. Nick Martin, Jeroen C J M van den Bergh. 2019. A multi-level climate club with national and sub-national members: theory and application to US states. *Environmental Research Letters* 14:12, 124049. [[Crossref](#)]
91. Anna A. Klis. 2019. Identity and equal treatment in negative externality agreements. *International Environmental Agreements: Politics, Law and Economics* 19:6, 615-630. [[Crossref](#)]
92. . Policies for Inclusion and Sustainability 194-212. [[Crossref](#)]
93. . Overview 1-10. [[Crossref](#)]
94. Steven Poelhekke. 2019. How expensive should CO2 be? Fuel for the political debate on optimal climate policy. *Heliyon* 5:11, e02936. [[Crossref](#)]
95. Ronald B Mitchell, Charli Carpenter. 2019. Norms for the Earth: Changing the Climate on “Climate Change”. *Journal of Global Security Studies* 4:4, 413-429. [[Crossref](#)]
96. Kwon-Sik Kim, Seong-ho Jeong. 2019. Free Riding without Dead Weight Losses. *Sustainability* 11:19, 5168. [[Crossref](#)]

97. Thomas Kuhn, Radomir Pestow, Anja Zenker. 2019. Building Climate Coalitions on Preferential Free Trade Agreements. *Environmental and Resource Economics* 74:2, 539-569. [[Crossref](#)]
98. Matteo Roggero, Leonhard Kähler, Achim Hagen. 2019. Strategic cooperation for transnational adaptation: lessons from the economics of climate change mitigation. *International Environmental Agreements: Politics, Law and Economics* 19:4-5, 395-410. [[Crossref](#)]
99. Martin L. Weitzman. 2019. For International Cap-and-Trade in Carbon Permits, Price Stabilization Introduces Secondary Free-Rider-Type Problems. *Environmental and Resource Economics* 74:2, 939-942. [[Crossref](#)]
100. Etienne Billette de Villemeur, Justin Leroux. 2019. Tradable climate liabilities: A thought experiment. *Ecological Economics* 164, 106355. [[Crossref](#)]
101. Zhang, Xu, He, Basil, Zhao, Wang. 2019. Impacts of U.S. Carbon Tariffs on China's Foreign Trade and Social Welfare. *Sustainability* 11:19, 5278. [[Crossref](#)]
102. Jean-Francois Mercure, Florian Knobloch, Hector Pollitt, Leonidas Paroussos, S. Serban Scriciu, Richard Lewney. 2019. Modelling innovation and the macroeconomics of low-carbon transitions: theory, perspectives and practical use. *Climate Policy* 19:8, 1019-1037. [[Crossref](#)]
103. Samuel Trachtman. 2019. Building Climate Policy in the States. *The ANNALS of the American Academy of Political and Social Science* 685:1, 96-114. [[Crossref](#)]
104. Felix Creutzig. 2019. The Mitigation Trinity: Coordinating Policies to Escalate Climate Mitigation. *One Earth* 1:1, 76-85. [[Crossref](#)]
105. ACHIM HAGEN, KLAUS EISENACK. 2019. CLIMATE CLUBS VERSUS SINGLE COALITIONS: THE AMBITION OF INTERNATIONAL ENVIRONMENTAL AGREEMENTS. *Climate Change Economics* 10:03, 1950011. [[Crossref](#)]
106. Martin Zapf, Hermann Pengg, Christian Weindl. 2019. How to Comply with the Paris Agreement Temperature Goal: Global Carbon Pricing According to Carbon Budgets. *Energies* 12:15, 2983. [[Crossref](#)]
107. Axel Ockenfels, Christoph M. Schmidt. 2019. Die Mutter aller Kooperationsprobleme. *Zeitschrift für Wirtschaftspolitik* 68:2, 122-130. [[Crossref](#)]
108. Scott R. Stephenson, Neil Oculi, Alex Bauer, Stephanie Carhuayano. 2019. Convergence and Divergence of UNFCCC Nationally Determined Contributions. *Annals of the American Association of Geographers* 109:4, 1240-1261. [[Crossref](#)]
109. Jon Hovi, Detlef F. Sprinz, Håkon Sælen, Arild Underdal. 2019. The Club Approach: A Gateway to Effective Climate Co-operation?. *British Journal of Political Science* 49:3, 1071-1096. [[Crossref](#)]
110. Leonidas Paroussos, Antoine Mandel, Kostas Fragkiadakis, Panagiotis Fragkos, Jochen Hinkel, Zoi Vrontisi. 2019. Climate clubs and the macro-economic benefits of international cooperation on climate policy. *Nature Climate Change* 9:7, 542-546. [[Crossref](#)]
111. Stefano Carattini, Simon Levin, Alessandro Tavoni. 2019. Cooperation in the Climate Commons. *Review of Environmental Economics and Policy* 13:2, 227-247. [[Crossref](#)]
112. Lint Barrage. 2019. The Nobel Memorial Prize for William D. Nordhaus. *The Scandinavian Journal of Economics* 121:3, 884-924. [[Crossref](#)]
113. William Nordhaus. 2019. Climate Change: The Ultimate Challenge for Economics. *American Economic Review* 109:6, 1991-2014. [[Citation](#)] [[View PDF article](#)] [[PDF with links](#)]
114. 2019. Book Reviews. *Journal of Economic Literature* 57:2, 434-450. [[Citation](#)] [[View PDF article](#)] [[PDF with links](#)]
115. 2019. Book Reviews. *Journal of Economic Literature* 57:2, 447-449. [[Abstract](#)] [[View PDF article](#)] [[PDF with links](#)]

116. Nicolas Koch, Houdou Basse Mama. 2019. Does the EU Emissions Trading System induce investment leakage? Evidence from German multinational firms. *Energy Economics* **81**, 479-492. [[Crossref](#)]
117. Philip D. Grech. 2019. Give and Let Give: Alternative Mechanisms Based on Voluntary Contributions. *Games* **10**:2, 21. [[Crossref](#)]
118. Nathan W. Chan. 2019. Funding Global Environmental Public Goods Through Multilateral Financial Mechanisms. *Environmental and Resource Economics* **73**:2, 515-531. [[Crossref](#)]
119. Thais Diniz Oliveira, Angelo Costa Gurgel, Steve Tonry. 2019. International market mechanisms under the Paris Agreement: A cooperation between Brazil and Europe. *Energy Policy* **129**, 397-409. [[Crossref](#)]
120. Nada Maamoun. 2019. The Kyoto protocol: Empirical evidence of a hidden success. *Journal of Environmental Economics and Management* **95**, 227-256. [[Crossref](#)]
121. Francesco Vona. 2019. Job losses and political acceptability of climate policies: why the 'job-killing' argument is so persistent and how to overturn it. *Climate Policy* **19**:4, 524-532. [[Crossref](#)]
122. Mikayla Novak. 2019. Climate Change: What Should Liberals Do?. *Journal of Contextual Economics – Schmollers Jahrbuch* **139**:2-4, 325-348. [[Crossref](#)]
123. James Higham, Elisabeth Ellis, James Maclaurin. 2019. Tourist Aviation Emissions: A Problem of Collective Action. *Journal of Travel Research* **58**:4, 535-548. [[Crossref](#)]
124. Timothy Besley, Avinash Dixit. 2019. Environmental catastrophes and mitigation policies in a multiregion world. *Proceedings of the National Academy of Sciences* **116**:12, 5270-5276. [[Crossref](#)]
125. Silvia Ulli-Beer. 2019. Challenges of participatory modelling and paradigm change: Comment on the paper by Bakken. *Systems Research and Behavioral Science* **36**:2, 197-198. [[Crossref](#)]
126. Christopher Costello, Bruno Nkuiya, Nicolas Quérou. 2019. Spatial Renewable Resource Extraction under Possible Regime Shift. *American Journal of Agricultural Economics* **101**:2, 507-527. [[Crossref](#)]
127. Calum Brown, Peter Alexander, Almut Arneth, Ian Holman, Mark Rounsevell. 2019. Achievement of Paris climate goals unlikely due to time lags in the land system. *Nature Climate Change* **9**:3, 203-208. [[Crossref](#)]
128. T. Renee Bowen, George Georgiadis, Nicolas S. Lambert. 2019. Collective Choice in Dynamic Public Good Provision. *American Economic Journal: Microeconomics* **11**:1, 243-298. [[Abstract](#)] [[View PDF article](#)] [[PDF with links](#)]
129. Jean Pisani-Ferry. 2019. Can economic multilateralism survive?. *Economic Affairs* **39**:1, 3-24. [[Crossref](#)]
130. Johann Dupuis, Remi Schweizer. 2019. Climate pushers or symbolic leaders? The limits to corporate climate leadership by food retailers. *Environmental Politics* **28**:1, 64-86. [[Crossref](#)]
131. Oluwole Olutola. Nigeria-South Africa Relations in the Context of Climate Change: Prospects and Challenges 71-86. [[Crossref](#)]
132. António Bento Caleiro, Miguel Rocha de Sousa, Ingo Andrade de Oliveira. Global Development and Climate Change: A Game Theory Approach 17-35. [[Crossref](#)]
133. Wolfgang Buchholz, Dirk Rübbelke. International Environmental Problems 133-155. [[Crossref](#)]
134. Rafael Leal-Arcas. Using Trade Agreements to Achieve Sustainability: A Counter-Intuitive Conundrum 109-182. [[Crossref](#)]
135. Frederick van der Ploeg, Armon Rezai. 2019. Simple Rules for Climate Policy and Integrated Assessment. *Environmental and Resource Economics* **72**:1, 77-108. [[Crossref](#)]
136. Peter H. Howard. The social cost of carbon: capturing the costs of future climate impacts in US policy 659-694. [[Crossref](#)]

137. Philip Grech. 2019. Give and Let Give: Alternative Mechanisms Based on Voluntary Contributions. *SSRN Electronic Journal* . [[Crossref](#)]
138. Sandra Cassotta, Maria Pettersson. 2019. Climate Change, Environmental Threats and Cyber-Threats to Critical Infrastructures in Multi-Regulatory Sustainable Global Approach with Sweden as an Example. *Beijing Law Review* **10**:03, 616-642. [[Crossref](#)]
139. Jonathan Camuzeaux, Thomas Sterner, Gernot Wagner. 2019. India in the Coming Climate G2?. *SSRN Electronic Journal* . [[Crossref](#)]
140. Stefano Carattini, Steffen Kallbekken, Anton Orlov. 2019. How to win public support for a global carbon tax. *Nature* **565**:7739, 289-291. [[Crossref](#)]
141. Adrien Fabre, Gernot Wagner. 2019. Risky Geoengineering Option Can Make An Ambitious Climate Mitigation Agreement More Likely. *SSRN Electronic Journal* . [[Crossref](#)]
142. Steven D. Baker, Burton Hollifield, Emilio Osambela. 2019. Asset Prices and Portfolios with Externalities. *SSRN Electronic Journal* . [[Crossref](#)]
143. Aaron Cosbey, Susanne Droege, Carolyn Fischer, Clayton Munnings. 2019. Developing Guidance for Implementing Border Carbon Adjustments: Lessons, Cautions, and Research Needs from the Literature. *Review of Environmental Economics and Policy* **13**:1, 3-22. [[Crossref](#)]
144. Christoph Hambel, Holger Kraft, Eduardo S. Schwartz. 2019. The Social Cost of Carbon in a Non-Cooperative World. *SSRN Electronic Journal* . [[Crossref](#)]
145. Robert Boyd, Peter J. Richerson, Ruth Meinzen-Dick, Tine De Moor, Matthew O. Jackson, Kristina M. Gjerde, Harriet Harden-Davies, Brett M. Frischmann, Michael J. Madison, Katherine J. Strandburg, Angela R McLean, Christopher Dye. 2018. Tragedy revisited. *Science* **362**:6420, 1236-1241. [[Crossref](#)]
146. Valeria Costantini, Anil Markandya, Elena Paglialunga, Giorgia Sforza. 2018. Impact and distribution of climatic damages: a methodological proposal with a dynamic CGE model applied to global climate negotiations. *Economia Politica* **35**:3, 809-843. [[Crossref](#)]
147. Renaud Foucart, Cheng Wan. 2018. Strategic decentralization and the provision of global public goods. *Journal of Environmental Economics and Management* **92**, 537-558. [[Crossref](#)]
148. Tarek Atalla, Simona Bigerna, Carlo Andrea Bollino, Paolo Polinori. 2018. An alternative assessment of global climate policies. *Journal of Policy Modeling* **40**:6, 1272-1289. [[Crossref](#)]
149. J.C. Elnaboulsi, W. Daher, Y. Sağlam. 2018. On the social value of publicly disclosed information and environmental regulation. *Resource and Energy Economics* **54**, 1-22. [[Crossref](#)]
150. Jeroen C. J. M. van den Bergh. Human Evolution beyond Biology and Culture **1**, . [[Crossref](#)]
151. Jonathan Kuyper, Heike Schroeder, Björn-Ola Linnér. 2018. The Evolution of the UNFCCC. *Annual Review of Environment and Resources* **43**:1, 343-368. [[Crossref](#)]
152. Gabriel Chan, Robert Stavins, Zou Ji. 2018. International Climate Change Policy. *Annual Review of Resource Economics* **10**:1, 335-360. [[Crossref](#)]
153. Solmaria Halleck-Vega, Antoine Mandel, Katrin Millock. 2018. Accelerating diffusion of climate-friendly technologies: A network perspective. *Ecological Economics* **152**, 235-245. [[Crossref](#)]
154. Frances C. Moore. 2018. Valuing climate damages at the country level. *Nature Climate Change* **8**:10, 856-857. [[Crossref](#)]
155. Michael Pahle, Dallas Burtraw, Christian Flachsland, Nina Kelsey, Eric Biber, Jonas Meckling, Ottmar Edenhofer, John Zysman. 2018. Sequencing to ratchet up climate policy stringency. *Nature Climate Change* **8**:10, 861-867. [[Crossref](#)]
156. Per Espen Stoknes, Johan Rockström. 2018. Redefining green growth within planetary boundaries. *Energy Research & Social Science* **44**, 41-49. [[Crossref](#)]

157. Markus Eigruber, Franz Wirl. 2018. Climate Engineering in an Interconnected World: The Role of Tariffs. *Dynamic Games and Applications* **8**:3, 573-587. [[Crossref](#)]
158. John Halstead. 2018. Stratospheric aerosol injection research and existential risk. *Futures* **102**, 63-77. [[Crossref](#)]
159. Yousef Eiadat, Alejandro M. Fernández Castro. 2018. The Inverted U-Shaped Hypothesis and Firm Environmental Responsiveness: The Moderating Role of Institutional Alignment. *European Management Review* **15**:3, 411-426. [[Crossref](#)]
160. Detlef F. Sprinz, Håkon Sælen, Arild Underdal, Jon Hovi. 2018. The effectiveness of climate clubs under Donald Trump. *Climate Policy* **18**:7, 828-838. [[Crossref](#)]
161. William Nordhaus. 2018. Projections and Uncertainties about Climate Change in an Era of Minimal Climate Policies. *American Economic Journal: Economic Policy* **10**:3, 333-360. [[Abstract](#)] [[View PDF article](#)] [[PDF with links](#)]
162. Oluwole Olutola, Chris Landsberg. 2018. Concentric circles of South Africa's climate diplomacy. *Africa Review* **10**:2, 173-187. [[Crossref](#)]
163. David M. McEvoy, Matthew McGinty. 2018. Negotiating a uniform emissions tax in international environmental agreements. *Journal of Environmental Economics and Management* **90**, 217-231. [[Crossref](#)]
164. Matthew J. Kotchen. 2018. Which Social Cost of Carbon? A Theoretical Perspective. *Journal of the Association of Environmental and Resource Economists* **5**:3, 673-694. [[Crossref](#)]
165. Åsa Löfgren, Dallas Burtraw, Markus Wråke, Anna Malinovskaya. 2018. Distribution of Emissions Allowances and the Use of Auction Revenues in the European Union Emissions Trading System. *Review of Environmental Economics and Policy* **12**:2, 284-303. [[Crossref](#)]
166. Yann Bramoullé, Caroline Orset. 2018. Manufacturing doubt. *Journal of Environmental Economics and Management* **90**, 119-133. [[Crossref](#)]
167. Jinming Du. 2018. Insurance optimizes complex interactive and cooperative behaviors in public goods games. *PLOS ONE* **13**:5, e0197574. [[Crossref](#)]
168. Namrata Chindarkar, Dodo Thampapillai. 2018. Rethinking Teaching of Basic Principles of Economics from a Sustainability Perspective. *Sustainability* **10**:5, 1486. [[Crossref](#)]
169. Gregor Schwerhoff, Ulrike Kornek, Kai Lessmann, Michael Pahle. 2018. LEADERSHIP IN CLIMATE CHANGE MITIGATION: CONSEQUENCES AND INCENTIVES. *Journal of Economic Surveys* **32**:2, 491-517. [[Crossref](#)]
170. Hongbo Duan, Gupeng Zhang, Shouyang Wang, Ying Fan. 2018. Balancing China's climate damage risk against emission control costs. *Mitigation and Adaptation Strategies for Global Change* **23**:3, 387-403. [[Crossref](#)]
171. Paola Rocchi, Mònica Serrano, Jordi Roca, Iñaki Arto. 2018. Border Carbon Adjustments Based on Avoided Emissions: Addressing the Challenge of Its Design. *Ecological Economics* **145**, 126-136. [[Crossref](#)]
172. Solmaria Halleck Vega, Antoine Mandel. 2018. Technology Diffusion and Climate Policy: A Network Approach and its Application to Wind Energy. *Ecological Economics* **145**, 461-471. [[Crossref](#)]
173. Gregory Smith, Brett Day. 2018. Addressing the Collective Action Problem in Multiple-purchaser PES: An Experimental Investigation of Negotiated Payment Contributions. *Ecological Economics* **144**, 36-58. [[Crossref](#)]
174. Cuicui Chen, Richard Zeckhauser. 2018. Collective action in an asymmetric world. *Journal of Public Economics* **158**, 103-112. [[Crossref](#)]

175. Jonathan W. Kuyper, Björn-Ola Linnér, Heike Schroeder. 2018. Non-state actors in hybrid global climate governance: justice, legitimacy, and effectiveness in a post-Paris era. *Wiley Interdisciplinary Reviews: Climate Change* 9:1, e497. [[Crossref](#)]
176. Andrew T. Young. When Roving Bandits Settle Down: Club Theory and the Emergence of Government 853-881. [[Crossref](#)]
177. Lucas Bretschger, Max Meulemann, Anna Stünzi. Climate Policy Based on the Paris Agreement . [[Crossref](#)]
178. Stine Aakre, Steffen Kallbekken, Rita Van Dingenen, David G. Victor. 2018. Incentives for small clubs of Arctic countries to limit black carbon and methane emissions. *Nature Climate Change* 8:1, 85-90. [[Crossref](#)]
179. Edward J. Balistreri, Christoph Böhringer, Thomas F. Rutherford. 2018. Carbon policy and the structure of global trade. *The World Economy* 41:1, 194-221. [[Crossref](#)]
180. Christoph Hambel, Holger Kraft, Eduardo S. Schwartz. 2018. The Carbon Abatement Game. *SSRN Electronic Journal* . [[Crossref](#)]
181. Sigit Perdana, Rod Tyers. 2018. Global Climate Change Mitigation: Strategic Incentives. *SSRN Electronic Journal* . [[Crossref](#)]
182. Andrew T. Young. 2018. When Roving Bandits Settle Down: Club Theory and the Emergence of Government. *SSRN Electronic Journal* . [[Crossref](#)]
183. Effrosyni Diamantoudi, Eftichios S. Sartzetakis, Stefania Strantza. 2018. International Environmental Agreements and Trading Blocks - Can Issue Linkage Enhance Cooperation?. *SSRN Electronic Journal* . [[Crossref](#)]
184. Jeroen C. J. M. Van den Bergh, Arild Angelsen, Andrea Baranzini, W. J. Wouter Botzen, Stefano Carattini, Stefan Drews, Tessa Dunlop, Eric Galbraith, Elisabeth Gsottbauer, Richard B. Howarth, Emilio Padilla, Jordi Roca, Robert Schmidt. 2018. Parallel Tracks Towards a Global Treaty on Carbon Pricing. *SSRN Electronic Journal* . [[Crossref](#)]
185. Emilson Delfino Silva, Chikara Yamaguchi. 2018. Overlapping Climate Clubs Under Transaction Costs. *SSRN Electronic Journal* . [[Crossref](#)]
186. Adam Rose, Dan Wei, Noah Miller, Toon Vandyck, Christian Flachsland. 2018. Policy Brief—Achieving Paris Climate Agreement Pledges: Alternative Designs for Linking Emissions Trading Systems. *Review of Environmental Economics and Policy* 12:1, 170-182. [[Crossref](#)]
187. Michaël Aklin, Matto Mildenerger. 2018. Prisoners of the Wrong Dilemma: Why Distributive Conflict, Not Collective Action, Characterizes the Politics of Climate Change. *SSRN Electronic Journal* . [[Crossref](#)]
188. Manuel Frondel. 2017. Globales Preisabkommen: Ein Weg zu einer effektiven Klimapolitik?. *Zeitschrift für Energiewirtschaft* 41:4, 261-268. [[Crossref](#)]
189. Margaret K. Kyle, David B. Ridley, Su Zhang. 2017. Strategic interaction among governments in the provision of a global public good. *Journal of Public Economics* 156, 185-199. [[Crossref](#)]
190. Zorzeta Bakaki, Thomas Bernauer. 2017. Citizens show strong support for climate policy, but are they also willing to pay?. *Climatic Change* 145:1-2, 15-26. [[Crossref](#)]
191. Alessandro Antimiani, Valeria Costantini, Anil Markandya, Elena Paglialunga, Giorgia Sforza. 2017. The Green Climate Fund as an effective compensatory mechanism in global climate negotiations. *Environmental Science & Policy* 77, 49-68. [[Crossref](#)]
192. Raoul Beunen, James Patterson, Kristof Van Assche. 2017. Governing for resilience: the role of institutional work. *Current Opinion in Environmental Sustainability* 28, 10-16. [[Crossref](#)]
193. Charles F. Mason, Stephen Polasky, Nori Tarui. 2017. Cooperation on climate-change mitigation. *European Economic Review* 99, 43-55. [[Crossref](#)]

194. Carolyn Fischer, Stephen W. Salant. 2017. Balancing the carbon budget for oil: The distributive effects of alternative policies. *European Economic Review* **99**, 191-215. [[Crossref](#)]
195. Frederick van der Ploeg, Cees Withagen. 2017. Challenges in climate change economics. *European Economic Review* **99**, 1-4. [[Crossref](#)]
196. Martin L. Weitzman. 2017. On a World Climate Assembly and the Social Cost of Carbon. *Economica* **84**:336, 559-586. [[Crossref](#)]
197. Jan Kersting, Vicki Duscha, Matthias Weitzel. 2017. Cooperation on Climate Change under Economic Linkages: How the Inclusion of Macroeconomic Effects Affects Stability of a Global Climate Coalition. *The Energy Journal* **38**:4. . [[Crossref](#)]
198. Geoffrey Heal. 2017. The Economics of the Climate. *Journal of Economic Literature* **55**:3, 1046-1063. [[Abstract](#)] [[View PDF article](#)] [[PDF with links](#)]
199. Jessica F. Green. 2017. The strength of weakness: pseudo-clubs in the climate regime. *Climatic Change* **144**:1, 41-52. [[Crossref](#)]
200. N. Keohane, A. Petsonk, A. Hanafi. 2017. Toward a club of carbon markets. *Climatic Change* **144**:1, 81-95. [[Crossref](#)]
201. Charles F. Sabel, David G. Victor. 2017. Governing global problems under uncertainty: making bottom-up climate policy work. *Climatic Change* **144**:1, 15-27. [[Crossref](#)]
202. Richard B. Stewart, Michael Oppenheimer, Bryce Rudyk. 2017. Building blocks: a strategy for near-term action within the new global climate framework. *Climatic Change* **144**:1, 1-13. [[Crossref](#)]
203. Baran Doda, Luca Taschini. 2017. Carbon Dating: When Is It Beneficial to Link ET'Ss?. *Journal of the Association of Environmental and Resource Economists* **4**:3, 701-730. [[Crossref](#)]
204. Jeroen C. J. M. van den Bergh. 2017. Rebound policy in the Paris Agreement: instrument comparison and climate-club revenue offsets. *Climate Policy* **17**:6, 801-813. [[Crossref](#)]
205. Yaniv Reingewertz. 2017. Will leading by example help in mitigating climate change? A comment on 'the economics of leadership in climate change mitigation' by Gregor Schwerhoff. *Climate Policy* **17**:6, 814-816. [[Crossref](#)]
206. Emilson C. D. Silva. 2017. Self-enforcing agreements under unequal nationally determined contributions. *International Tax and Public Finance* **24**:4, 705-729. [[Crossref](#)]
207. T. Balint, F. Lamperti, A. Mandel, M. Napoletano, A. Roventini, A. Sapio. 2017. Complexity and the Economics of Climate Change: A Survey and a Look Forward. *Ecological Economics* **138**, 252-265. [[Crossref](#)]
208. Jota Ishikawa, Toshihiro Okubo. 2017. Greenhouse-Gas Emission Controls and Firm Locations in North-South Trade. *Environmental and Resource Economics* **67**:4, 637-660. [[Crossref](#)]
209. Andrea Baranzini, Jeroen C. J. M. van den Bergh, Stefano Carattini, Richard B. Howarth, Emilio Padilla, Jordi Roca. 2017. Carbon pricing in climate policy: seven reasons, complementary instruments, and political economy considerations. *Wiley Interdisciplinary Reviews: Climate Change* **8**:4, e462. [[Crossref](#)]
210. Wolfgang Buchholz, Todd Sandler. 2017. Successful Leadership in Global Public Good Provision: Incorporating Behavioural Approaches. *Environmental and Resource Economics* **67**:3, 591-607. [[Crossref](#)]
211. Robert S. Pindyck. 2017. Coase Lecture-Taxes, Targets and the Social Cost of Carbon. *Economica* **84**:335, 345-364. [[Crossref](#)]
212. Martin L. Weitzman. 2017. Voting on prices vs . voting on quantities in a World Climate Assembly. *Research in Economics* **71**:2, 199-211. [[Crossref](#)]

213. Astrid Dannenberg, Sonja Zitzelsberger, Alessandro Tavoni. 2017. Climate negotiators' and scientists' assessments of the climate negotiations. *Nature Climate Change* 7:6, 437-442. [[Crossref](#)]
214. Cameron Hepburn. 2017. Make carbon pricing a priority. *Nature Climate Change* 7:6, 389-390. [[Crossref](#)]
215. Gjalt Huppes, Sebastiaan Deetman, Ruben Huele, René Kleijn, Arjan De Koning, Ester van der Voet. 2017. Strategic design of long-term climate policy instrumentations, with exemplary EU focus. *Climate Policy* 17:sup1, S8-S31. [[Crossref](#)]
216. Arild Underdal. 2017. Climate Change and International Relations (After Kyoto). *Annual Review of Political Science* 20:1, 169-188. [[Crossref](#)]
217. Christoph Böhringer, Knut Einar Rosendahl, Halvor Briseid Storrøsten. 2017. Robust policies to mitigate carbon leakage. *Journal of Public Economics* 149, 35-46. [[Crossref](#)]
218. Rong Wang, Juan Moreno-Cruz, Ken Caldeira. 2017. Will the use of a carbon tax for revenue generation produce an incentive to continue carbon emissions?. *Environmental Research Letters* 12:6, 064001. [[Crossref](#)]
219. Adam Mayer. 2017. Will Democratization Save the Climate? An Entropy-Balanced, Random Slope Study. *International Journal of Sociology* 47:2, 81-98. [[Crossref](#)]
220. Isabel Almudi, Francisco Fatas-Villafranca, Jason Potts. 2017. Utopia competition: a new approach to the micro-foundations of sustainability transitions. *Journal of Bioeconomics* 19:1, 165-185. [[Crossref](#)]
221. Florian K. Diekert. 2017. Threatening thresholds? The effect of disastrous regime shifts on the non-cooperative use of environmental goods and services. *Journal of Public Economics* 147, 30-49. [[Crossref](#)]
222. Lukas Hermwille, Wolfgang Obergassel, Hermann E. Ott, Christiane Beuermann. 2017. UNFCCC before and after Paris – what's necessary for an effective climate regime?. *Climate Policy* 17:2, 150-170. [[Crossref](#)]
223. William D. Nordhaus. 2017. Revisiting the social cost of carbon. *Proceedings of the National Academy of Sciences* 114:7, 1518-1523. [[Crossref](#)]
224. LOUIS LÉVY-GARBOUA, CLAUDE MONTMARQUETTE, JONATHAN VAKSMANN, MARIE CLAIRE VILLEVAL. 2017. Voluntary Contributions to a Mutual Insurance Pool. *Journal of Public Economic Theory* 19:1, 198-218. [[Crossref](#)]
225. . Governance in an Interconnected World 257-281. [[Crossref](#)]
226. Santiago J. Rubio. 2017. Sharing R&D investments in breakthrough technologies to control climate change. *Oxford Economic Papers* 10, gpw067. [[Crossref](#)]
227. Stephen Battersby. 2017. News Feature: Can humankind escape the tragedy of the commons?. *Proceedings of the National Academy of Sciences* 114:1, 7-10. [[Crossref](#)]
228. Lucas Kruiwagen, Kaveh Madani, Ben Caldecott, Mark H. W. Workman. 2017. Game theory and corporate governance: conditions for effective stewardship of companies exposed to climate change risks. *Journal of Sustainable Finance & Investment* 7:1, 14-36. [[Crossref](#)]
229. Emilio Lèbre La Rovere. 2017. Low-carbon development pathways in Brazil and 'Climate Clubs'. *Wiley Interdisciplinary Reviews: Climate Change* 8:1, e439. [[Crossref](#)]
230. Jaime de Melo. Moving on Towards a Workable Climate Regime 231-256. [[Crossref](#)]
231. Michele Stua. Climate Clubs and Their Relevance Within the Paris Agreement 31-47. [[Crossref](#)]
232. Michele Stua. Article 6 of the Paris Agreement as Foundation for the Mitigation Alliance 49-66. [[Crossref](#)]
233. Michele Stua. Approaches to the Exchange of Mitigation Outcomes 109-132. [[Crossref](#)]
234. Michele Stua. A Hybrid Model to Govern the Mitigation Alliance 133-171. [[Crossref](#)]

235. Gherardo Girardi, Gian Lorenzo Preite. Escaping the Economist's Straitjacket: Overcoming the Free-Rider Mentality Which Prevents Climate Change from Being Effectively Addressed 561-575. [[Crossref](#)]
236. Mark J. Hurlstone, Susie Wang, Annabel Price, Zoe Leviston, Iain Walker. 2017. Cooperation studies of catastrophe avoidance: implications for climate negotiations. *Climatic Change* **140**:2, 119-133. [[Crossref](#)]
237. Henry L. Friedman, Mirko Stanislav Heinle. 2017. Influence Activities, Coalitions, and Uniform Policies. *SSRN Electronic Journal* . [[Crossref](#)]
238. Hans Gersbach, Marie-Catherine Riekhof. 2017. Technology Treaties and Climate Change. *SSRN Electronic Journal* . [[Crossref](#)]
239. Wayne B. Gray, Gilbert E. Metcalf. 2017. Carbon Tax Competitiveness Concerns: Assessing a Best Practices Carbon Credit. *SSRN Electronic Journal* . [[Crossref](#)]
240. Takumi Haibara. 2017. Unilateral Environmental Policy Choices. *SSRN Electronic Journal* . [[Crossref](#)]
241. Theresa S Finley. 2017. Free Riding in the Monastery: Club Goods, the Cistercian Order and Agricultural Investment in Ancien Regime France. *SSRN Electronic Journal* . [[Crossref](#)]
242. Emilson Caputo Delfino Silva. 2017. Self-Enforcing Agreements under Unequal Nationally Determined Contributions. *SSRN Electronic Journal* . [[Crossref](#)]
243. Nada Maamoun. 2017. International Environmental Agreements: Empirical Evidence of a Hidden Success. *SSRN Electronic Journal* . [[Crossref](#)]
244. Michael A. Mehling, Gilbert E. Metcalf, Robert N. Stavins. 2017. Linking Heterogeneous Climate Policies (Consistent with the Paris Agreement). *SSRN Electronic Journal* . [[Crossref](#)]
245. Martin Weitzman. 2017. On a World Climate Assembly and the Social Cost of Carbon. *SSRN Electronic Journal* . [[Crossref](#)]
246. Gregory Casey, Oded Galor. 2017. Is faster economic growth compatible with reductions in carbon emissions? The role of diminished population growth. *Environmental Research Letters* **12**:1, 014003. [[Crossref](#)]
247. Peter Cramton, Axel Ockenfels, Jean Tirole. 2017. Policy Brief—Translating the Collective Climate Goal Into a Common Climate Commitment. *Review of Environmental Economics and Policy* **11**:1, 165-171. [[Crossref](#)]
248. Maximilian Auffhammer, C.-Y. Cynthia Lin Lawell, James Bushnell, Olivier Deschênes, Junjie Zhang. 2016. Chapter 4. Economic Considerations: Cost-Effective and Efficient Climate Policies. *Collabra* **2**:1. . [[Crossref](#)]
249. Håkon Sælen. 2016. Side-payments: an effective instrument for building climate clubs?. *International Environmental Agreements: Politics, Law and Economics* **16**:6, 909-932. [[Crossref](#)]
250. Jon Hovi, Detlef F Sprinz, Håkon Sælen, Arild Underdal. 2016. Climate change mitigation: a role for climate clubs?. *Palgrave Communications* **2**:1. . [[Crossref](#)]
251. David M. McEvoy, Todd L. Cherry. 2016. The prospects for Paris: behavioral insights into unconditional cooperation on climate change. *Palgrave Communications* **2**:1. . [[Crossref](#)]
252. Connor P. Spreng, Benjamin K. Sovacool, Daniel Spreng. 2016. All hands on deck: polycentric governance for climate change insurance. *Climatic Change* **139**:2, 129-140. [[Crossref](#)]
253. Fouad Khan, Benjamin K. Sovacool. 2016. Testing the efficacy of voluntary urban greenhouse gas emissions inventories. *Climatic Change* **139**:2, 141-154. [[Crossref](#)]
254. Simona Bigerna, Carlo Andrea Bollino, Silvia Micheli. 2016. Renewable energy scenarios for costs reductions in the European Union. *Renewable Energy* **96**, 80-90. [[Crossref](#)]

255. Scott Barrett, Astrid Dannenberg. 2016. An experimental investigation into 'pledge and review' in climate negotiations. *Climatic Change* **138**:1-2, 339-351. [[Crossref](#)]
256. Panagiotis Tsigaris, Joel Wood. 2016. A simple climate-Solow model for introducing the economics of climate change to undergraduate students. *International Review of Economics Education* **23**, 65-81. [[Crossref](#)]
257. John Freebairn. 2016. A Comparison of Policy Instruments to Reduce Greenhouse Gas Emissions. *Economic Papers: A journal of applied economics and policy* **35**:3, 204-215. [[Crossref](#)]
258. Steven R. Brechin. 2016. Climate Change Mitigation and the Collective Action Problem: Exploring Country Differences in Greenhouse Gas Contributions. *Sociological Forum* **31**, 846-861. [[Crossref](#)]
259. Natassia Ciuriak, Dan Ciuriak. 2016. Climate Change and the Trading System: Implications of the Trans-Pacific Partnership. *The International Trade Journal* **30**:4, 345-361. [[Crossref](#)]
260. Antony Millner, Thomas K. J. McDermott. 2016. Model confirmation in climate economics. *Proceedings of the National Academy of Sciences* **113**:31, 8675-8680. [[Crossref](#)]
261. Myles R. Allen. 2016. Drivers of peak warming in a consumption-maximizing world. *Nature Climate Change* **6**:7, 684-686. [[Crossref](#)]
262. Xiao Han, Zhesi Shen, Wen-Xu Wang, Ying-Cheng Lai, Celso Grebogi. 2016. Reconstructing direct and indirect interactions in networked public goods game. *Scientific Reports* **6**:1. . [[Crossref](#)]
263. Robert O. Keohane, David G. Victor. 2016. Cooperation and discord in global climate policy. *Nature Climate Change* **6**:6, 570-575. [[Crossref](#)]
264. Peter Heindl, Philipp Kanschik. 2016. Ecological sufficiency, individual liberties, and distributive justice: Implications for policy making. *Ecological Economics* **126**, 42-50. [[Crossref](#)]
265. Scott Barrett. 2016. Collective Action to Avoid Catastrophe: When Countries Succeed, When They Fail, and Why. *Global Policy* **7**, 45-55. [[Crossref](#)]
266. Michel Damian. 2016. A new political economy of climate change. *ECONOMICS AND POLICY OF ENERGY AND THE ENVIRONMENT* :2, 5-14. [[Crossref](#)]
267. Robert Falkner. 2016. A Minilateral Solution for Global Climate Change? On Bargaining Efficiency, Club Benefits, and International Legitimacy. *Perspectives on Politics* **14**:1, 87-101. [[Crossref](#)]
268. Christoph Böhringer, Jared C. Carbone, Thomas F. Rutherford. 2016. The Strategic Value of Carbon Tariffs. *American Economic Journal: Economic Policy* **8**:1, 28-51. [[Abstract](#)] [[View PDF article](#)] [[PDF with links](#)]
269. Baran Doda. 2016. How to price carbon in good times ... and bad!. *Wiley Interdisciplinary Reviews: Climate Change* **7**:1, 135-144. [[Crossref](#)]
270. R. Ossa. Quantitative Models of Commercial Policy 207-259. [[Crossref](#)]
271. G. Maggi. Issue Linkage 513-564. [[Crossref](#)]
272. Santiago J. Rubio. 2016. Sharing R&D Investments in Breakthrough Technologies to Control Climate Change. *SSRN Electronic Journal* . [[Crossref](#)]
273. Peter Heindl, Philipp Kanschik. 2016. Ecological Sufficiency, Individual Liberties, and Distributive Justice: Implications for Policy Making. *SSRN Electronic Journal* . [[Crossref](#)]
274. Cuicui Chen. 2016. Collective Action in an Asymmetric World. *SSRN Electronic Journal* . [[Crossref](#)]
275. Henry Tulkens. 2016. COP 21 and Economic Theory: Taking Stock. *SSRN Electronic Journal* . [[Crossref](#)]
276. Samuel S. Kortum. 2016. Border Adjustments for Carbon Emissions: Basic Concepts and Design. *SSRN Electronic Journal* . [[Crossref](#)]
277. Dan Ciuriak. 2016. Canada and the Trans-Pacific Partnership: Considerations for the Ratification Debate. *SSRN Electronic Journal* . [[Crossref](#)]

278. Dipak Dasgupta, Espagne Etienne, Jean-Charles Hourcade, Irving Minzer, Seyni Nafu, Baptiste Perissin-Fabert, Nick Robins, Alfredo Sirkis. 2016. Did the Paris Agreement Plant the Seeds of a Climate Consistent International Financial Regime?. *SSRN Electronic Journal* . [[Crossref](#)]
279. Susanne Droege, Harro van Asselt, Kasturi Das, Michael A. Mehling. 2016. The Trade System and Climate Action: Ways Forward Under the Paris Agreement. *SSRN Electronic Journal* . [[Crossref](#)]
280. Nicolas Koch. 2016. European Climate Policy and Industrial Relocation: Evidence from German Multinational Firms. *SSRN Electronic Journal* . [[Crossref](#)]
281. William D. Nordhaus. 2016. Projections and Uncertainties About Climate Change in an Era of Minimal Climate Policies. *SSRN Electronic Journal* . [[Crossref](#)]
282. Jean-Louis Combes, Pascale Combes-Motel, Sonia Schwartz. 2016. Un survol de la théorie des biens communs. *Revue d'économie du développement* **24**:3, 55. [[Crossref](#)]
283. Henry Tulkens. 2016. COP 21 and Economic Theory: Taking Stock. *Revue d'économie politique* **126**:4, 471. [[Crossref](#)]
284. Thomas Sterner. 2015. Beyond IPCC, Research for Paris 2015 and Beyond. *Environmental and Resource Economics* **62**:2, 207-215. [[Crossref](#)]
285. Philip K. Verleger, Jr.. 2015. Structure Matters: Oil Markets Enter the Adelman Era. *The Energy Journal* **36**:01. . [[Crossref](#)]
286. Peter Cramton, Axel Ockenfels, Steven Stoft. 2015. An International Carbon-Price Commitment Promotes Cooperation. *Economics of Energy & Environmental Policy* **4**:2. . [[Crossref](#)]
287. Christian Gollier, Jean Tirole. 2015. Negotiating effective institutions against climate change. *Economics of Energy & Environmental Policy* **4**:2. . [[Crossref](#)]
288. Martin L. Weitzman. 2015. Internalizing the Climate Externality: Can a Uniform Price Commitment Help?. *Economics of Energy & Environmental Policy* **4**:2. . [[Crossref](#)]
289. Martin L. Weitzman. 2015. Voting on Prices vs. Voting on Quantities in a World Climate Assembly. *SSRN Electronic Journal* . [[Crossref](#)]
290. Paola Rocchi, Ilaki Arto, Jordi Roca, Monica Serrano. 2015. Carbon-Motivated Border Tax Adjustment: A Proposal for the EU. *SSRN Electronic Journal* . [[Crossref](#)]
291. Martin Weitzman. 2015. Internationally-Tradable Permits Can Be Riskier for a Country than an Internally-Imposed Carbon Price. *SSRN Electronic Journal* . [[Crossref](#)]
292. Christoph Bhringer, Knut Einar Rosendahl, Halvor Briseid Storrosten. 2015. Mitigating Carbon Leakage: Combining Output-Based Rebating with a Consumption Tax. *SSRN Electronic Journal* . [[Crossref](#)]
293. T. Renee Bowen, George Georgiadis, Nicolas S. Lambert. 2015. Collective Choice in Dynamic Public Good Provision: Real versus Formal Authority. *SSRN Electronic Journal* . [[Crossref](#)]
294. Stefano Carattini. 2015. Green Consumers and Climate Policy: Reconciling Ostrom and Nyborg, Howarth and Brekke. *SSRN Electronic Journal* . [[Crossref](#)]
295. Natassia Ciuriak, Dan Ciuriak. 2015. Climate Change and the Trading System: Implications of the Trans-Pacific Partnership. *SSRN Electronic Journal* . [[Crossref](#)]
296. Agnar Sandmo. 2015. The Public Economics of Climate Change. *SSRN Electronic Journal* . [[Crossref](#)]
297. Andrea Baranzini, Jeroen C. J. M. Van den Bergh, Stefano Carattini, Richard B. Howarth, Emilio Padilla, Jordi Roca. 2015. Seven Reasons to Use Carbon Pricing in Climate Policy. *SSRN Electronic Journal* . [[Crossref](#)]
298. Louis Levy Garboua, Claude Montmarquette, Jonathan Vaksman, Marie Claire Villeval. 2015. Voluntary Contributions to a Mutual Insurance Pool. *SSRN Electronic Journal* . [[Crossref](#)]

299. Jason Potts. 2015. The National Origins of Global Innovation Policy and the Case for a World Innovation Organization. *SSRN Electronic Journal* . [[Crossref](#)]
300. Gjal Huppel, Sebastiaan Deetman, Ruben Huele, Renn Kleijn, Arjun de Koning, Ester van der Voet. 2015. Instrumentation Strategies and Instrument Mixes for Long Term Climate Policy. *SSRN Electronic Journal* . [[Crossref](#)]
301. Ronald Steenblik, Jehan Sauvage, Christina Timiliotis. Fossil Fuel Subsidies and the Global Trade Regime 121-139. [[Crossref](#)]